



Introductory sub-table (I)(a)

Name of the Company: Udalpur Cement Works Limited			
Scrip Code, Name of the scrip, class of security: BSE Limited-530131, Equity Shares			
Quarter ended: 31.3.2015			
<b>Partly paid-up shares:-</b>			
	No. of partly paid-up shares	As a % of total no. of partly paid-up shares	As a % of total no. of shares of the company
Held by promoter/promoter group			
Held by public		NIL	
<b>Outstanding convertible securities:-</b>			
	No. of outstanding securities	As a % of total no. of outstanding convertible securities	As a % of total no. of shares of the company, assuming full conversion of the convertible securities
Held by promoter/promoter group			
Held by public		NIL	
<b>Warrants:-</b>			
	No. of warrants	As a % of total no. of warrants	As a % of total no. of shares of the company, assuming full conversion of warrants
Held by promoter/promoter group			
Held by public			
		NIL	
<b>Total paid-up capital of the company, assuming full conversion of warrants and convertible securities</b>	<b>Total No. of Shares</b> 29,52,05,280	<b>(in Rupees)</b> 1,18,08,21,120	<b>As a % of total no. of shares of the company</b> 100

8 A.



Statement Showing Shareholding Pattern								
Category code	Category of Shareholder	Number of Shareholders	Table (I)(a)		Total shareholding as a percentage of total number of shares		Shares Pledged or otherwise encumbered	
			Total number of shares	Number of shares held in dematerialized form	As a percentage of (A+B) <sup>1</sup>	As a percentage of (A+B+C)	Number of shares	As a percentage
			(III)	(IV)	(V)	(VI)	(VII)	(VIII)
(A)	Shareholding of Promoter and Promoter Group <sup>2</sup>							
1	Indian							
(a)	Individuals/ Hindu Undivided Family	Nil	Nil	Nil	Nil	Nil	Nil	Nil
(b)	Central Government/ State Government(s)	Nil	Nil	Nil	Nil	Nil	Nil	Nil
(c)	Bodies Corporate	3	26,16,63,413.00	26,16,63,413.00	88.64	88.64	Nil	Nil
(d)	Financial Institutions/ Banks	Nil	Nil	Nil	Nil	Nil	Nil	Nil
(e)	Any Others (Specify)	Nil	Nil	Nil	Nil	Nil	Nil	Nil
	Sub Total(A)(1)	3	26,16,63,413.00	26,16,63,413.00	88.64	88.64	Nil	Nil
2	Foreign							
a	Individuals (Non-Residents Individuals/ Foreign Individuals)	Nil	Nil	Nil	Nil	Nil	Nil	Nil
b	Bodies Corporate	Nil	Nil	Nil	Nil	Nil	Nil	Nil
c	Institutions	Nil	Nil	Nil	Nil	Nil	Nil	Nil
d	Qualified Foreign Investor	Nil	Nil	Nil	Nil	Nil	Nil	Nil
e	Any Others (Specify)	-	-	-	-	-	-	-
	Sub Total(A)(2)	Nil	Nil	Nil	Nil	Nil	Nil	Nil
	Total Shareholding of Promoter and Promoter Group (A) = (A)(1)+(A)(2)	3	26,16,63,413.00	26,16,63,413.00	88.64	88.64	Nil	Nil




SP

Category code	Category of Shareholder	Number of Shareholders	Total number of shares	Number of shares held in dematerialized form	Total shareholding as a percentage of total number of shares		Shares Pledged or otherwise encumbered	
					As a percentage of (A+B) <sup>i</sup>	As a percentage of (A+B+C)	Number of shares	As a percentage
(I)	(II)	(III)	(IV)	(V)	(VI)	(VII)	(VIII)	(IX) = (VIII)/(IV)*100
<b>(B)</b>	<b>Public shareholding</b>							
<b>1</b>	<b>Institutions</b>							
(a)	Mutual Funds/ UTI	14	4,80,199	3,15,048	0.16	0.16	NA	NA
(b)	Financial Institutions/ Banks	8	99,26,275	98,39,734	3.36	3.36	NA	NA
(c)	Central Government/ State Government(s)	Nil	Nil	Nil	Nil	Nil	NA	NA
(d)	Venture Capital Funds	Nil	Nil	Nil	Nil	Nil	NA	NA
(e)	Insurance Companies	4	50,444	38,924	0.02	0.02	NA	NA
(f)	Foreign Institutional Investors	Nil	Nil	Nil	Nil	Nil	NA	NA
(g)	Foreign Venture Capital Investors	Nil	Nil	Nil	Nil	Nil	NA	NA
(h)	Qualified Foreign Investor	Nil	Nil	Nil	Nil	Nil	NA	NA
(i)	Any Other (specify)- Foreign Banks	Nil	Nil	Nil	Nil	Nil	NA	NA
	<b>Sub-Total (B)(1)</b>	<b>26</b>	<b>1,04,56,918</b>	<b>1,01,93,706</b>	<b>3.54</b>	<b>3.54</b>	<b>NA</b>	<b>NA</b>

SA



Category code	Category of Shareholder	Number of Shareholders	Total number of shares	Number of shares held in dematerialized form	Total shareholding as a percentage of total number of shares		Shares Pledged or otherwise encumbered	
					As a percentage of (A+B) <sup>1</sup>	As a percentage of (A+B+C)	Number of shares	As a percentage
(I)	(II)	(III)	(IV)	(V)	(VI)	(VII)	(VIII)	(IX) = (VIII)/(IV)*100
<b>B 2</b>	<b>Non-institutions</b>							
(a)	Bodies Corporate	235	1,33,07,753	1,15,24,401	4.51	4.51	NA	NA
(b)	Individuals							
I	i. Individual shareholders holding nominal share capital up to Rs 1 lakh.	16,765	80,84,003	50,85,990	2.74	2.74	NA	NA
II	ii. Individual shareholders holding nominal share capital in excess of Rs. 1 lakh.	17	15,99,187	15,72,887	0.54	0.54	NA	NA
(c)	Qualified Foreign Investor	Nil	Nil	Nil	Nil	Nil	NA	NA
(c)	Any Other (specify)	Nil	Nil	Nil	Nil	Nil	NA	NA
(c-i)	NRIs	19	94,006	94,006	0.03	0.03	NA	NA
(c-ii)	Trust & Foundation	Nil	Nil	Nil	Nil	Nil	NA	NA
	<b>Sub-Total (B)(2)</b>	<b>17,036</b>	<b>2,30,84,949</b>	<b>1,82,77,284</b>	<b>7.82</b>	<b>7.82</b>	<b>NA</b>	<b>NA</b>
(B)	<b>Total Public Shareholding (B) = (B)(1)+(B)(2)</b>	<b>17,064</b>	<b>3,35,41,867</b>	<b>2,84,70,990</b>	<b>11.36</b>	<b>11.36</b>	<b>NA</b>	<b>NA</b>
	<b>TOTAL (A)+(B)</b>	<b>17,067</b>	<b>29,52,05,280</b>	<b>29,01,34,403</b>	<b>100.00</b>	<b>100.00</b>	<b>NA</b>	<b>NA</b>
(C)	Shares held by Custodians and against which Depository Receipts have been issued							
1	Promoter and Promoter Group	NA	NA	NA	NA	NA	NA	NA
2	Public	NA	NA	NA	NA	NA	NA	NA
	<b>Sub-Total (C)</b>	<b>NA</b>	<b>NA</b>	<b>NA</b>	<b>NA</b>	<b>NA</b>	<b>NA</b>	<b>NA</b>
	<b>GRAND TOTAL (A)+(B)+(C)</b>	<b>17,065</b>	<b>29,52,05,280</b>	<b>29,01,34,403</b>	<b>100.00</b>	<b>100.00</b>	<b>NA</b>	<b>NA</b>



2 A.

(I)(b) Statement showing holding of securities (including shares, warrants, convertible securities) of persons belonging to the category "Promoter and Promoter Group"

Sr. No.	Name of the shareholder	Details of Shares held		Encumbered shares (*)			Details of warrants		Details of convertible securities		Total shares (including underlying shares assuming full conversion of warrants and convertible securities) as a % of diluted share capital
		Number of shares held	As a % of grand total (A)+(B)+(C)	No.	As a percentage	As a % of grand total (A)+(B)+(C) of sub-clause (I)(a)	Number of warrants held	As a % total number of warrants of the same class	Number of convertible securities held	As a % total number of convertible securities of the same class	
(I)	(II)	(III)	(IV)	(V)	(VI)=(V)/(III)*100	(VII)	(VIII)	(IX)	(X)	(XI)	(XII)
1	Florence Investech Ltd.	3,54,86,242	12.02	Nil	Nil	Nil	Nil	Nil	Nil	Nil	Nil
2	JK Lakshmi Cement Ltd.	22,27,75,000	75.47	Nil	Nil	Nil	Nil	Nil	Nil	Nil	Nil
3	JK Paper Ltd.	34,02,171	1.15**	Nil	Nil	Nil	Nil	Nil	Nil	Nil	Nil
	<b>Total</b>	<b>26,16,63,413</b>	<b>88.64</b>	<b>Nil</b>	<b>Nil</b>	<b>Nil</b>	<b>Nil</b>	<b>Nil</b>	<b>Nil</b>	<b>Nil</b>	<b>Nil</b>

(\*) The term "encumbrance" has the same meaning as assigned to it in regulation 28(3) of the SAST Regulations, 2011

\*\* Promoters Holding: Pursuant to Offer of Sale made by the Promoters on 24.03.2015 with a view to comply with the Minimum Public Shareholding (MPS) requirement, JK Paper Limited has sold 1423949 shares (0.48%). Hence, Promoters holding has changed from No. of Shares : 26,30,87,362 (89.12%) to No. of Shares : 26,16,63,413 (88.64%)

*SP*



(I)(c)(i) Statement showing holding of securities (including shares, warrants, convertible securities) of persons belonging to the category "Public" and holding more than 1% of the total number of shares

Sr. No.	Name of the shareholder	Number of shares held	Shares as a percentage of total number of shares (i.e., Grand Total (A)+(B)+(C) indicated in Statement at para (I)(a) above)	Details of warrants		Details of convertible		Total shares (including underlying shares assuming full conversion of warrants and convertible securities) as a % of diluted share capital
				Number of warrants held	As a % total number of warrants of the same class	Number of convertible securities held	% w.r.t total number of convertible securities of the same class	
1	ICICI Bank Limited	82,89,821	2.81					
2	Sunflig Commercial Enterprises Ltd.	70,75,000	2.40	Nil	Nil	Nil	Nil	Nil
	<b>TOTAL</b>	<b>1,53,64,821</b>	<b>5.21</b>	<b>Nil</b>	<b>Nil</b>	<b>Nil</b>	<b>Nil</b>	<b>Nil</b>

(I)(c)(ii) Statement showing holding of securities (including shares, warrants, convertible securities) of persons (together with PAC) belonging to the category "Public" and holding more than 5% of the total number of shares of the company

Sr. No.	Name(s) of the shareholder(s) and the Persons Acting in Concert (PAC) with them	Number of shares	Shares as a percentage of total number of shares (i.e., Grand Total (A)+(B)+(C) indicated in Statement at para (I)(a) above)	Details of warrants		Details of convertible		Total shares (including underlying shares assuming full conversion of warrants and convertible securities) as a % of diluted share capital
				Number of warrants	As a % total number of warrants of the same class	Number of convertible securities held	% w.r.t total number of convertible securities of the same class	
			NIL					



(I)(d) Statement showing details of locked-in shares

Sr. No.	Name of the shareholder	Number of locked-in shares	Locked-in shares as a percentage of total number of shares (i.e., Grand Total (A)+(B)+(C) indicated in Statement at para (I)(a) above)	Promoter/Promoter Group/Public
I	JK Lakshmi Cement Ltd.	59041056	20.00	Promoter
<b>TOTAL</b>		59041056	20.00	


(II)(a) Statement showing details of Depository Receipts (DRs)

Sr. No.	Type of outstanding DR (ADRs, GDRs, SDRs, etc.)	Number of outstanding DRs	Number of shares underlying outstanding DRs	Shares underlying outstanding DRs as a percentage of total number of shares (i.e., Grand Total (A)+(B)+(C) indicated in Statement at para (I)(a) above)
		NIL		
<b>TOTAL</b>				

(II)(b) Statement showing holding of Depository Receipts (DRs), where underlying shares held by "promoter/promoter group" are in excess of 1% of the total number of shares

Sr. No.	Name of the DR Holder	Type of outstanding DR (ADRs, GDRs, SDRs, etc.)	Number of shares underlying outstanding DRs	Shares underlying outstanding DRs as a percentage of total number of shares (i.e., Grand Total (A)+(B)+(C) indicated in Statement at para (I)(a) above)
		NIL		
<b>TOTAL</b>				

B K



(H)(a)

Statement showing the voting pattern of shareholders, if more than one class of shareholders/securities is issued by the issuer. (Give description of voting rights for each class of security)

Class X:

Class Y:

Class Z:

The Company has only one class of Share i.e. Equity Shares. Hence this part is not applicable to the Company.

2  
A

Certified to be true  
For Udaipur Cement Works Limited

(Vinit Mishra)  
Director

