


Shareholding Pattern under Regulation 31 of SEBI (Listing Obligations and Disclosure Requirements) Regulations, 2015

<b>General information about company</b>	
Scrip code	530131
Name of the company	<b>Udaipur Cement Works Limited</b>
Whether company is SME	No
Class of Security	Equity Shares
Type of report	Quarterly
Quarter Ended / Half year ended/Date of Report (For Prelisting / Allotment)	30-06-2017
Date of allotment / extinguishment (in case Capital Restructuring selected) / Listing Date	NA
Shareholding pattern filed under	Regulation 31 (1) (b)




Sr. No.	Particular	Yes/No
1	Whether the Listed Entity has issued any partly paid up shares?	No
2	Whether the Listed Entity has issued any Convertible Securities ?	No
3	Whether the Listed Entity has issued any Warrants ?	No
4	Whether the Listed Entity has any shares against which depository receipts are issued?	No
5	Whether the Listed Entity has any shares in locked-in?	No
6	Whether any shares held by promoters are pledge or otherwise encumbered?	No
7	Whether company has equity shares with differential voting rights?	No



**Table I - Summary Statement holding of specified securities**


Category (I)	Category of shareholder (II)	Nos. Of shareholders (III)	No. of fully paid up equity shares held (IV)	No. Of Partly paid-up equity shares held (V)	No. Of shares underlying Depository Receipts (VI)	Total nos. shares held (VII) = (IV)+(V)+(VI)	Shareholding as a % of total no. of shares (calculated as per SCRR, 1957) (VIII) As a % of (A+B+C2)	Number of Voting Rights held in each class of securities (IX)			No. Of Shares Underlying Outstanding convertible securities (X)	No. of Shares Underlying Outstanding Warrants (Xi)	No. Of Shares Underlying Outstanding convertible securities and No. Of Warrants (Xi) (a)	Shareholding, as a % assuming full conversion of convertible securities ( as a percentage of diluted share capital) (XI)= (VII)+(X) As a % of (A+B+C2)	Number of Locked in shares (XII)		Number of Shares pledged or otherwise encumbered (XIII)		Number of equity shares held in dematerialized form (XIV)	
								No of Voting (XIV) Rights							Total as a % of (A+B+C)	No. (a)	As a % of total Shares held (b)	No. (a)		As a % of total Shares held (b)
								Class eg: X	Class eg:y	Total										
(A)	Promoter & Promoter Group	2	217200000			217200000	73.58	21,72,00,000		21,72,00,000	73.58							217200000		
(B)	Public	27912	78005280			78005280	26.42	7,80,05,280		7,80,05,280	26.42							73897496		
(C)	Non Promoter-Non Public																			
(C1)	Shares underlying DRs																			
(C2)	Shares held by Employee Trusts																			
	<b>Total</b>	<b>27914</b>	<b>295205280</b>			<b>295205280</b>	<b>100</b>	<b>295205280</b>		<b>295205280</b>	<b>100</b>							<b>291097496</b>		




Sr. No.	Category & Name of the Shareholders (I)	Nos. Of shareholders (III)	No. of fully paid up equity shares held (IV)	Total nos. shares held (VII) = (IV)+(V)+(VI)	Shareholding as a % of total no. of shares (calculated as per SCRR, 1957) (VIII) As a % of (A+B+C2)	Number of Voting Rights held in each class of securities (IX)			Shareholding, as a % assuming full conversion of convertible securities (as a percentage of diluted share capital) (XI)= (VII)+(X) As a % of (A+B+C2)	Number of equity shares held in dematerialized form (XIV)	
						No of Voting (XIV)Rights					Total as a % of Total Voting rights
						Class eg: X	Class eg:Y	Total			
<b>A Table II - Statement showing shareholding pattern of the Promoter and Promoter Group</b>											
<b>(1) Indian</b>											
(a)	Individuals/Hindu undivided Family										
(b)	Central Government/ State Government(s)										
(c)	Financial Institutions/ Banks										
(d)	Any Other (specify)	2	217200000	217200000	73.58	217200000		217200000	73.58	217200000	
<b>Sub-Total (A)(1)</b>		2	217200000	217200000	73.58	217200000		217200000	73.58	217200000	
<b>(2) Foreign</b>											
(a)	Individuals (NonResident Individuals/ Foreign Individuals)										
(b)	Government										
(c)	Institutions										
(d)	Foreign Portfolio Investor										
(e)	Any Other (specify)										
<b>Sub-Total (A)(2)</b>											
<b>Total Shareholding of Promoter and Promoter Group (A)=(A)(1)+(A)(2)</b>		2	217200000	217200000	73.58	217200000		217200000	73.58	217200000	
Details of Shares which remain unclaimed for Promoter & Promoter Group											



B Table III - Statement showing shareholding pattern of the Public shareholder											
Sr. No.	Category & Name of the Shareholders (I)	Nos. Of shareholders (III)	No. of fully paid up equity shares held (IV)	Total nos. shares held (VII) = (IV)+(V)+ (VI)	Shareholding as a % of total no. of shares (calculated as per SCRR, 1957) (VIII) As a % of (A+B+C2)	Number of Voting Rights held in each class of securities (IX)				Shareholding , as a % assuming full conversion of convertible securities ( as a percentage of diluted share capital) (XI)= (VII)+(X) As a % of (A+B+C2)	Number of equity shares held in dematerialized form (XIV)
						No of Voting (XIV)Rights			Total as a % of Total Voting rights		
						Class eg: X	Class eg:y	Total			
<b>1</b>	<b>Institutions</b>										
(a)	Mutual Funds	5	448699	448699	0.15	448699		448699	0.15	0.15	315048
(b)	Venture Capital Funds										
(c)	Alternate Investment Funds										
(d)	Foreign Venture Capital Investors										
(e)	Foreign Portfolio Investors										
(f)	Financial Institutions/ Banks	4	746445	746445	0.25	746445		746445	0.25	0.25	659904
(g)	Insurance Companies	3	35084	35084	0.01	35084		35084	0.01	0.01	23564
(h)	Provident Funds/ Pension Funds										
(i)	Any Other (specify)										
<b>Sub-Total (B)(1)</b>		<b>12</b>	<b>1230228</b>	<b>1230228</b>	<b>0.42</b>	<b>1230228.00</b>		<b>1230228</b>	<b>0.42</b>	<b>0.42</b>	<b>998516</b>
<b>( 2 )</b>	Central Government/ State Government(s)/ President of India										
<b>Sub-Total (B)(2)</b>											



Sr. No.	Category & Name of the Shareholders (I)	Nos. Of shareholders (III)	No. of fully paid up equity shares held (IV)	Total nos. shares held (VII) = (IV)+(V)+(VI)	Shareholding as a % of total no. of shares (calculated as per SCRR, 1957) (VIII) As a % of (A+B+C2)	Number of Voting Rights held in each class of securities (IX)				Shareholding, as a % assuming full conversion of convertible securities (as a percentage of diluted share capital) (XI)= (VII)+(X) As a % of (A+B+C2)	Number of equity shares held in dematerialized form (XIV)
						No of Voting (XIV)			Total as a % of Total Voting rights		
						Class eg: X	Class eg: Y	Total			
(3)	Non-institutions										
(a(i))	Individuals - i. Individual shareholders holding nominal share capital up to Rs. 2 lakhs.	27107	33130637	33130637	11.22	33130637		33130637	11.22		30996010
(a(ii))	Individuals - ii. Individual shareholders holding nominal share capital in excess of Rs. 2 lakhs.	94	19567434	19567434	6.63	19567434		19567434	6.63		19567434
(b)	NBFCs registered with RBI	2	10800	10800	0.00	10800		10800	0.00		10800
(c)	Employee Trusts										
(d)	Overseas Depositories (holding DRs) (balancing figure)										
(e)	Any Other (specify)	697	24066181	24066181	8.15	24066181		24066181	8.15		22324736
	<b>Sub-Total (B)(3)</b>	<b>27900</b>	<b>76775052</b>	<b>76775052</b>	<b>26.01</b>	<b>76775052.00</b>		<b>76775052</b>	<b>26.01</b>		<b>72898980</b>
	<b>Total Public Shareholding</b>	<b>27912</b>	<b>78005280</b>	<b>78005280</b>	<b>26.42</b>	<b>78005280.00</b>		<b>78005280</b>	<b>26.42</b>		<b>73897496</b>
Details of the shareholders acting as persons in Concert for Public											
Details of Shares which remain unclaimed for Public											
<b>C</b>	<b>Table IV - Statement showing shareholding pattern of the Non Promoter- Non Public shareholder</b>										
(1)	Custodian/DR Holder - Name of DR Holders (If Available)										
(2)	Employee Benefit Trust (under SEBI (Share based Employee Benefit) Regulations, 2014)										
<b>Total NonPromoter- Non Public Shareholding (C)= (C)(1)+(C)(2)</b>											
	<b>Total ( A+B+C2 )</b>	<b>27914</b>	<b>295205280</b>	<b>295205280</b>	<b>100</b>	<b>295205280.00</b>		<b>295205280</b>	<b>100</b>	<b>100</b>	<b>291097496</b>
	<b>Total (A+B+C)</b>	<b>27914</b>	<b>295205280</b>	<b>295205280</b>	<b>100</b>	<b>295205280.00</b>		<b>295205280</b>	<b>100</b>	<b>100</b>	<b>291097496</b>



Searial No.	Category	Category / More than 1 percentage	Name of the Shareholders (I)	No. of the Shareholders (II)	No. of fully paid up equity shares held (IV)	Total nos. shares held (VII) = (IV)+(V)+(VI)	Shareholding as a % of total no. of shares (calculated as per SCRR, 1957) (VIII) As a % of (A+B+C2)	Number of Voting Rights held in each			Shareholding, as a % assuming full conversion of convertible securities (as a percentage of diluted share capital) (XI) = (VII)+(X) As a % of (A+B+C2)	Number of equity shares held in dematerialized form (XIV)	
								No of Voting (XIV)					
								Class eg: X	Class eg:y	Total			
<b>B3(e)</b>	<b>Any Other (specify)</b>												
1	Bodies Corporate	More than 1 percentage of shareholding	SUNFLAG COMMERCIAL ENTERPRISES LIMITED	1	5275000	5275000	1.79	5275000		5275000	1.79	1.79	5275000
2	Bodies Corporate	More than 1 percentage of shareholding	JAI BHIKSHU CREDIT AND HOLDINGS LIMITED	1	3355000	3355000	1.14	3355000		3355000	1.14	1.14	3355000
3	NRI – Repat	Category		86	405659	405659	0.14	405659		405659	0.14	0.14	405659
4	NRI – Non- Repat	Category		28	105940	105940	0.04	105940		105940	0.04	0.04	105940
5	Bodies Corporate	Category		583	23554582	23554582	7.98	23554582		23554582	7.98	7.98	21813137
		Total		697	24066181	24066181	8.16	24066181		26066181	8.16	8.16	22324736

