


Shareholding Pattern under Regulation 31 of SEBI (Listing Obligations and Disclosure Requirements) Regulations, 2015

General information about company	
Scrip code	530131
Name of the company	Udaipur Cement Works Limited
Whether company is SME	No
Class of Security	Equity Shares
Type of report	Quarterly
Quarter Ended / Half year ended/Date of Report (For Prelisting / Allotment)	31-12-2017
Date of allotment / extinguishment (in case Capital Restructuring selected) / Listing Date	
Shareholding pattern filed under	Regulation 31 (1) (b)



Sr. No.	Particular	Yes/No
1	Whether the Listed Entity has issued any partly paid up shares?	No
2	Whether the Listed Entity has issued any Convertible Securities ?	Yes*
3	Whether the Listed Entity has issued any Warrants ?	No
4	Whether the Listed Entity has any shares against which depository receipts are issued?	No
5	Whether the Listed Entity has any shares in locked-in?	No
6	Whether any shares held by promoters are pledge or otherwise encumbered?	No
7	Whether company has equity shares with differential voting rights?	No

* The Company had on 10th August 2017 allotted 50 Lakh 6% Optionally Convertible Cumulative Redeemable Preference Shares of Face Value of Rs. 100 (OCCRPS) to JK Lakshmi Cement Limited, Promoter on preferential basis. It is not possible to ascertain actual number of Equity Shares to be issued, which will depend upon exercise of conversion option, if any, by the Holder of OCCRPS.






Table I - Summary Statement holding of specified securities


Category (I)	Category of shareholder (II)	Nos. Of shareholders (III)	No. of fully paid up equity shares held (IV)	No. Of Partly paid-up equity shares held (V)	No. Of shares underlying Depository Receipts (VI)	Total nos. shares held (VII) = (IV)+(V)+(VI)	Shareholding as a % of total no. of shares (calculated as per SCRR, 1957) As a % of (A+B+C2) (VIII)	Number of Voting Rights held in each class of securities (IX)			No. Of Shares Underlying Outstanding convertible securities (X)	No. of Shares Underlying Outstanding Warrants (Xi)	No. Of Shares Underlying Outstanding convertible securities and No. Of Warrants (Xi) (a)	Shareholding, as a % assuming full conversion of convertible securities (as a percentage of diluted share capital) (XI)= (VII)+(X) As a % of (A+B+C2)	Number of Locked in shares (XII)		Number of Shares pledged or otherwise encumbered (XIII)		Number of equity shares held in dematerialized form (XIV)	
								No of Voting (XIV) Rights							Total as a % of (A+B+C)	No. (a)	As a % of total Shares held (b)	No. (a)		As a % of total Shares held (b)
								Class eg: X	Class eg: Y	Total										
(A)	Promoter & Promoter Group	2	217200000			217200000	73.58	21,72,00,000												
(B)	Public	29770	78005280			78005280	26.42	78005280			0	0	73.58						217200000	
(C)	Non Promoter- Non Public										0	0	26.42						73979217	
(C1)	Shares underlying DRs																			
(C2)	Shares held by Employee Trusts																			
	Total	29772	295205280			295205280	100	295205280			0	0	100						291179217	



Sr. No.	Category & Name of the Shareholders (I)	Nos. Of shareholders (III)	No. of fully paid up equity shares held (IV)	Total nos. shares held (VII) = (IV)+(V)+ (VI)	Shareholding as a % of total no. of shares (calculated as per SCRR, 1957) (VIII) As a % of (A+B+C2)	Number of Voting Rights held in each class of securities (IX)			Shareholding, as a % assuming full conversion of convertible securities (as a percentage of diluted share capital) (XI)= (VII)+(X) As a % of (A+B+C2)	Number of equity shares held in dematerialized form (XIV)	
						No of Voting (XIV)Rights					Total as a % of Total Voting rights
						Class eg: X	Class eg:y	Total			
A	Table II - Statement showing shareholding pattern of the Promoter and Promoter Group										
(1)	Indian										
(a)	Individuals/Hindu undivided Family										
(b)	Central Government/ State Government(s)										
(c)	Financial Institutions/ Banks										
(d)	Any Other (specify)	2	217200000	217200000	73.58	217200000		217200000	73.58	73.58	217200000
Sub-Total (A)(1)		2	217200000	217200000	73.58	217200000		217200000	73.58	73.58	217200000
(2)	Foreign										
(a)	Individuals (NonResident Individuals/ Foreign Individuals)										
(b)	Government										
(c)	Institutions										
(d)	Foreign Portfolio Investor										
(e)	Any Other (specify)										
Sub-Total (A)(2)											
Total Shareholding of Promoter and Promoter Group											
(A)=(A)(1)+(A)(2)		2	217200000	217200000	73.58	217200000		217200000	73.58	73.58	217200000
Details of Shares which remain unclaimed for Promoter & Promoter Group											




B Table III - Statement showing shareholding pattern of the Public shareholder											
Sr. No.	Category & Name of the Shareholders (I)	Nos. Of shareholders (III)	No. of fully paid up equity shares held (IV)	Total nos. shares held (VII) = (IV)+(V)+ (VI)	Shareholding as a % of total no. of shares (calculated as per SCRR, 1957) (VIII) As a % of (A+B+C2)	Number of Voting Rights held in each class of securities (IX)				Shareholding , as a % assuming full conversion of convertible securities (as a percentage of diluted share capital) (XI)= (VII)+(X) As a % of (A+B+C2)	Number of equity shares held in dematerialized form (XIV)
						No of Voting (XIV)Rights			Total as a % of Total Voting rights		
						Class eg: X	Class eg:y	Total			
1	Institutions										
(a)	Mutual Funds	3	448699	448699	0.15	448699		448699	0.15	0.15	315048
(b)	Venture Capital Funds										
(c)	Alternate Investment Funds										
(d)	Foreign Venture Capital Investors										
(e)	Foreign Portfolio Investors	1	150000	150000	0.05	150000		150000	0.05	0.05	150000
(f)	Financial Institutions/ Banks	4	746445	746445	0.25	746445		746445	0.25	0.25	659904
(g)	Insurance Companies	3	35084	35084	0.01	35084		35084	0.01	0.01	23564
(h)	Provident Funds/ Pension Funds										
(i)	Any Other (specify)										
Sub-Total (B)(1)		11	1380228	1380228	0.47	1380228		1380228		0.47	1148516
(2)	Central Government/ State Government(s)/ President of India										
Sub-Total (B)(2)											



Sr. No.	Category & Name of the Shareholders (I)	Nos. Of shareholders (III)	No. of fully paid up equity shares held (IV)	Total nos. shares held (VII) = (IV)+(V)+ (VI)	Shareholding as a % of total no. of shares (calculated as per SCRR, 1957) (VIII) As a % of (A+B+C2)	Number of Voting Rights held in each class of securities (IX)			Shareholding, as a % assuming full conversion of convertible securities (as a percentage of diluted share capital) (XI)= (VII)+(X) As a % of (A+B+C2)	Number of equity shares held in dematerialized form (XIV)	
						No of Voting (XIV) Rights					Total as a % of Total Voting rights
						Class eg: X	Class eg:y	Total			
(3)	Non-institutions										
(a(i))	Individuals - i. Individual shareholders holding nominal share capital up to Rs. 2 lakhs.	29128	36190267	36190267	12.26	36190267	36190267	12.26	12.26	34127861	
(a(ii))	Individuals - ii. Individual shareholders holding nominal share capital in excess of Rs. 2 lakhs.	74	18045817	18045817	6.11	18045817	18045817	6.11	6.11	18045817	
(b)	NBFCs registered with RBI	3	21800	21800	0.01	21800	21800	0.01	0.01	21800	
(c)	Employee Trusts										
(d)	Overseas Depositories										
(e)	Any Other (specify)	554	22367168	22367168	7.58	22367168	22367168	7.58	7.58	20635223	
	Sub-Total (B)(3)	29759	76625052	76775052	25.96	76625052	76625052	25.96	25.96	72830701	
	Total Public Shareholding	29770	78005280	78005280	26.42	78005280	78005280	26.42	26.42	73979217	
Details of the shareholders acting as persons in Concert for Public											
Details of Shares which remain unclaimed for Public											
C Table IV - Statement showing shareholding pattern of the Non Promoter- Non Public shareholder											
(1)	Custodian/DR Holder										
(2)	Employee Benefit Trust (under SEBI (Share based Employee Benefit) Regulations, 2014)										
Total NonPromoter- Non Public Shareholding											
(C)= (C)(1)+(C)(2)											
Total (A+B+C2)		29772	295205280	295205280	100	295205280	295205280	100	100	291179217	
Total (A+B+C)		29772	295205280	295205280	100	295205280	295205280	100	100	291179217	



Serial No.	Category	Name of the Shareholders (I)	No. of the Shareholders (II)	No. of fully paid up equity shares held (IV)	Total nos. shares held (VII) = (IV)+(V)+ (VI)	Shareholding as a % of total no. of shares (calculated as per SCRR, 1957) (VIII) As a % of (A+B+C2)	Number of Voting Rights held in each class of securities (IX)			Shareholding, as a % assuming full conversion of convertible securities (as a percentage of diluted share capital) (XI)= (VII)+(X) As a % of (A+B+C2)	Number of equity shares held in dematerialized form (XIV)
							No of Voting (XIV) Rights		Total as a % of Total Voting rights		
							Class eg: X	Total			
A1(d)	Any Other (specify)										
1	Bodies Corporate	JK LAKSHMI CEMENT LIMITED	1	209688244	209688244	71.03	209688244	209688244	71.03	71.03	209688244
2	Bodies Corporate	FLORENCE INVESTECH LIMITED	1	7511756	7511756	2.54	7511756	7511756	2.54	2.54	7511756
		Total	2	217200000	217200000	73.58	217200000	217200000	73.58	73.58	217200000



Serial No.	Category	Category / More than 1 percentage	Name of the Shareholders (I)	No. of the Shareholders (I)	No. of fully paid up equity shares held (IV)	Total nos. shares held (VII) = (IV)+(V)+(VI)	Shareholding as a % of total no. of shares (calculated as per SCRR, 1957) (VIII) As a % of (A+B+C2)	Number of Voting Rights held in each class of securities (IX)			Shareholding, as a % assuming full conversion of convertible securities (as a percentage of diluted share capital) (XI) = (VII)+(X) As a % of (A+B+C2)	Number of equity shares held in dematerialized form (XIV)	
								No of Voting (XIV) Rights					
								Class eg: X	Class eg: y	Total			
B3(e)	Any Other (specify)												
1	Bodies Corporate	More than 1 percentage of shareholding	SUNFLAG COMMERCIAL ENTERPRISES LIMITED	1	5125000	5125000	1.74	5125000		5125000	1.74	1.74	5125000
2	Bodies Corporate	More than 1 percentage of shareholding	JAI BHIKSHU CREDIT AND HOLDINGS LIMITED	1	3355000	3355000	1.14	3355000		3355000	1.14	1.14	3355000
3	NRI – Repat	Category		113	845580	845580	0.29	845580		845580	0.29	0.29	845580
4	NRI – Non- Repat	Category		32	143180	143180	0.05	143180		143180	0.05	0.05	143180
5	Bodies Corporate	Category		409	21378408	21378408	7.24	21378408		21378408	7.24	7.24	19646463
		Total		554	22367168	22367168	7.58	22367168		22367168	7.58	7.58	20635223

For Udaipur Cement Works Limited



(Handwritten Signature)

(R.K. Gupta)

Whole-time Director, CFO & Company Secretary