


**Introductory sub-table (I)(a)**

<b>Name of the Company: Udaipur Cement Works Limited</b>			
<b>Scrip Code, Name of the scrip, class of security: BSE Limited*-530131, Equity Shares</b>			
<b>Quarter ended: 30.06.2013</b>			
<b>Partly paid-up shares:-</b>			
	<b>No. of partly paid-up shares</b>	<b>As a % of total no. of partly paid-up shares</b>	<b>As a % of total no. of shares of the company</b>
Held by promoter/promoter group			
Held by public		NIL	
<b>Outstanding convertible securities:-</b>			
	<b>No. of outstanding securities</b>	<b>As a % of total no. of outstanding convertible securities</b>	<b>As a % of total no. of shares of the company, assuming full conversion of the convertible securities</b>
Held by promoter/promoter group			
Held by public		NIL	
<b>Warrants:-</b>			
	<b>No. of warrants</b>	<b>As a % of total no. of warrants</b>	<b>As a % of total no. of shares of the company, assuming full conversion of warrants</b>
Held by promoter/promoter group			
Held by public		NIL	
<b>Total paid-up capital of the company, assuming full conversion of warrants and convertible securities</b>	<b>Total No. of Shares 10,02,05,280</b>	<b>(in Rupees) 40,08,21,120</b>	<b>As a % of total no. of shares of the company 100</b>




on'ble BIFR vide its Orders dtd. 13.1.2012, 7.5.2013 and 4.6.2013, has directed automatic delisting of the Company's securities from Jaipur(JSE), Delhi(DSE) and Ahmedabad(ASE) Stock Exchanges. While JSE has given their formal delisting approval, such approval is yet to be received from BSE and ASE.


Statement Showing Shareholding Pattern								
Category code	Category of Shareholder	Number of Shareholders	Table (I)(a)		Total shareholding as a percentage of total number of shares		Shares Pledged or otherwise encumbered	
			Total number of shares	Number of shares held in dematerialized form	As a percentage of (A+B) <sup>1</sup>	As a percentage of (A+B+C)	Number of shares	As a percentage
(I)	(II)	(III)	(IV)	(V)	(VI)	(VII)	(VIII)	(IX) = (VIII)/(IV)*100
<b>(A)</b>	<b>Shareholding of Promoter and Promoter Group<sup>2</sup></b>							
<b>1</b>	<b>Indian</b>							
(a)	Individuals/ Hindu Undivided Family	Nil	Nil	Nil	Nil	Nil	Nil	Nil
(b)	Central Government/ State Government(s)	Nil	Nil	Nil	Nil	Nil	Nil	Nil
(c)	Bodies Corporate	4	6,82,61,242	6,82,61,242	68.12	68.12	Nil	Nil
(d)	Financial Institutions/ Banks	Nil	Nil	Nil	Nil	Nil	Nil	Nil
(e)	Any Others(Specify)	Nil	Nil	Nil	Nil	Nil	Nil	Nil
	<b>Sub Total(A)(1)</b>	<b>4</b>	<b>6,82,61,242</b>	<b>6,82,61,242</b>	<b>68.12</b>	<b>68.12</b>	<b>Nil</b>	<b>Nil</b>
<b>2</b>	<b>Foreign</b>							
a	Individuals (Non-Residents Individuals/ Foreign Individuals)	Nil	Nil	Nil	Nil	Nil	Nil	Nil
b	Bodies Corporate	Nil	Nil	Nil	Nil	Nil	Nil	Nil
c	Institutions	Nil	Nil	Nil	Nil	Nil	Nil	Nil
d	Qualified Foreign Investor	Nil	Nil	Nil	Nil	Nil	Nil	Nil
e	Any Others(Specify)	--	--	--	--	--	--	--
	<b>Sub Total(A)(2)</b>	<b>Nil</b>	<b>Nil</b>	<b>Nil</b>	<b>Nil</b>	<b>Nil</b>	<b>Nil</b>	<b>Nil</b>
	<b>Total Shareholding of Promoter and Promoter Group (A) = (A)(1)+(A)(2)</b>	<b>4</b>	<b>6,82,61,242</b>	<b>6,82,61,242</b>	<b>68.12</b>	<b>68.12</b>	<b>Nil</b>	<b>Nil</b>



Category code	Category of Shareholder	Number of Shareholders	Total number of shares	Number of shares held in dematerialized form	Total shareholding as a percentage of total number of shares		Shares Pledged or otherwise encumbered	
					As a percentage of (A+B) <sup>1</sup>	As a percentage of (A+B+C)	Number of shares	As a percentage
(I)	(II)	(III)	(IV)	(V)	(VI)	(VII)	(VIII)	(IX)= (VIII)/(IV)*100
<b>(B)</b>	<b>Public shareholding</b>							
<b>1</b>	<b>Institutions</b>							
(a)	Mutual Funds/ UTI	15	22,48,108	55,800	2.24	2.24	NA	NA
(b)	Financial Institutions/ Banks	6	46,79,392	42,48,561	4.67	4.67	NA	NA
(c)	Central Government/ State Government(s)	Nil	Nil	Nil	Nil	Nil	NA	NA
(d)	Venture Capital Funds	Nil	Nil	Nil	Nil	Nil	NA	NA
(e)	Insurance Companies	8	69,644	10,800	0.07	0.07	NA	NA
(f)	Foreign Institutional Investors	Nil	Nil	Nil	Nil	Nil	NA	NA
(g)	Foreign Venture Capital Investors	Nil	Nil	Nil	Nil	Nil	NA	NA
(h)	Qualified Foreign Investor	Nil	Nil	Nil	Nil	Nil	NA	NA
(i)	Any Other (specify)- Foreign Banks	Nil	Nil	Nil	Nil	Nil	NA	NA
	<b>Sub-Total (B)(1)</b>	<b>29</b>	<b>69,97,144</b>	<b>43,15,161</b>	<b>6.98</b>	<b>6.98</b>	<b>NA</b>	<b>NA</b>




Category code	Category of Shareholder	Number of Shareholders	Total number of shares	Number of shares held in dematerialized form	Total shareholding as a percentage of total number of shares		Shares Pledged or otherwise encumbered	
					As a percentage of (A+B) <sup>1</sup>	As a percentage of (A+B+C)	Number of shares	As a percentage
(I)	(II)	(III)	(IV)	(V)	(VI)	(VII)	(VIII)	(IX)= (VIII)/(IV)*100
<b>B 2</b>	<b>Non-institutions</b>							
(a)	Bodies Corporate	163	1,75,89,690	1,69,13,753	17.56	17.56	NA	NA
(b)	Individuals							
I	i. Individual shareholders holding nominal share capital up to Rs 1 lakh.	16,711	68,86,779	33,84,568	6.88	6.88	NA	NA
II	ii. Individual shareholders holding nominal share capital in excess of Rs. 1 lakh.	11	4,65,665	2,98,165	0.46	0.46	NA	NA
(c)	Qualified Foreign Investor	Nil	Nil	Nil	Nil	Nil	NA	NA
(c)	Any Other (specify)	Nil	Nil	Nil	Nil	Nil	NA	NA
(c-i)	NRIs	10	4,760	4,760	0.00	0.00	NA	NA
(c-ii)	Trust & Foundation	Nil	Nil	Nil	Nil	Nil	NA	NA
	<b>Sub-Total (B)(2)</b>	<b>16,895</b>	<b>2,49,46,894</b>	<b>2,06,01,246</b>	<b>24.90</b>	<b>24.90</b>	<b>NA</b>	<b>NA</b>
<b>(B)</b>	<b>Total Public Shareholding (B)= (B)(1)+(B)(2)</b>	<b>16,924</b>	<b>3,19,44,038</b>	<b>2,49,16,407</b>	<b>31.88</b>	<b>31.88</b>	<b>NA</b>	<b>NA</b>
	<b>TOTAL (A)+(B)</b>	<b>16,928</b>	<b>10,02,05,280</b>	<b>9,31,77,649</b>	<b>100.00</b>	<b>100.00</b>	<b>NA</b>	<b>NA</b>
<b>(C)</b>	<b>Shares held by Custodians and against which Depository Receipts have been issued</b>							
1	Promoter and Promoter Group	NA	NA	NA	NA	NA	NA	NA
2	Public	NA	NA	NA	NA	NA	NA	NA
	<b>Sub-Total (C)</b>	<b>NA</b>	<b>NA</b>	<b>NA</b>	<b>NA</b>	<b>NA</b>	<b>NA</b>	<b>NA</b>
	<b>GRAND TOTAL (A)+(B)+(C)</b>	<b>16,928</b>	<b>10,02,05,280</b>	<b>9,31,77,649</b>	<b>100.00</b>	<b>100.00</b>	<b>NA</b>	<b>NA</b>



**(I)(b) Statement showing holding of securities (including shares, warrants, convertible securities) of persons belonging to the category "Promoter and Promoter Group"**

Sr. No.	Name of the shareholder	Details of Shares held		Encumbered shares (*)			Details of warrants		Details of convertible securities		Total shares (including underlying shares assuming full conversion of warrants and convertible securities) as a % of diluted share capital
		Number of shares held	As a % of grand total (A) +(B) +( C )	No.	As a percentage	As a % of grand total (A)+(B)+(C) of sub-clause (I)(a)	Number of warrants held	As a % total number of warrants of the same class	Number of convertible securities held	As a % total number of convertible securities of the same class	
(I)	(II)	(III)	(IV)	(V)	(VI)=(V)/(III)*100	(VII)	(VIII)	(IX)	(X)	(XI)	(XII)
1	Bengal & Assam Company Ltd.	3,11,53,242	31.09	Nil	Nil	Nil	Nil	Nil	Nil	Nil	Nil
2	JK Paper Limited	50,00,000	4.99	Nil	Nil	Nil	Nil	Nil	Nil	Nil	Nil
3	Florence Investech Ltd.	43,33,000	4.32	Nil	Nil	Nil	Nil	Nil	Nil	Nil	Nil
4	JK Lakshmi Cement Ltd.	2,77,75,000	27.72	Nil	Nil	Nil	Nil	Nil	Nil	Nil	Nil
	<b>Total</b>	<b>6,82,61,242</b>	<b>68.12</b>	<b>Nil</b>	<b>Nil</b>	<b>Nil</b>	<b>Nil</b>	<b>Nil</b>	<b>Nil</b>	<b>Nil</b>	<b>Nil</b>

\* The term "encumbrance" has the same meaning as assigned to it in regulation 28(3) of the SAST Regulations, 2011




(I)(c)(i) Statement showing holding of securities (including shares, warrants, convertible securities) of persons belonging to the category "Public" and holding more than 1% of the total number of shares

Sr. No.	Name of the shareholder	Number of shares held	Shares as a percentage of total number of shares (i.e., Grand Total (A)+(B)+(C) indicated in Statement at para (I)(a) above}	Details of warrants		Details of convertible		Total shares (including underlying shares assuming full conversion of warrants and convertible securities) as a % of diluted share capital
				Number of warrants held	As a % total number of warrants of the same class	Number of convertible securities held	% w.r.t total number of convertible securities of the same class	
1	Sunflag Commercial Enterprises Ltd.	70,75,000	7.06	Nil	Nil	Nil	Nil	Nil
2	ICICI Bank Limited	38,12,561	3.80	Nil	Nil	Nil	Nil	Nil
3	Jai Bhikshu Credit & Holdings Ltd.	29,25,000	2.92	Nil	Nil	Nil	Nil	Nil
4	Assets Reconstruction Co. Ltd.	64,54,147	6.44	Nil	Nil	Nil	Nil	Nil
5	Unit Trust of India Undertaking	15,78,344	1.58	Nil	Nil	Nil	Nil	Nil
	<b>TOTAL</b>	<b>2,18,45,052</b>	<b>21.80</b>	<b>Nil</b>	<b>Nil</b>	<b>Nil</b>	<b>Nil</b>	<b>Nil</b>

(I)(c)(ii) Statement showing holding of securities (including shares, warrants, convertible securities) of persons (together with PAC) belonging to the category "Public" and holding more than 5% of the total number of shares of the company

Sr. No.	Name(s) of the shareholder(s) and the Persons Acting in Concert (PAC) with them	Number of shares	Shares as a percentage of total number of shares (i.e., Grand Total (A)+(B)+(C) indicated in Statement at para (I)(a) above}	Details of warrants		Details of convertible		Total shares (including underlying shares assuming full conversion of warrants and convertible securities) as a % of diluted share capital
				Number of warrants	As a % total number of warrants of the same class	Number of convertible securities held	% w.r.t total number of convertible securities of the same class	
1	Sunflag Commercial Enterprises Ltd.	70,75,000	7.06	Nil	Nil	Nil	Nil	Nil
2	Assets Reconstruction Co. Ltd.	64,54,147	6.44	Nil	Nil	Nil	Nil	Nil
	<b>TOTAL</b>	<b>1,35,29,147</b>	<b>13.50</b>	<b>Nil</b>	<b>Nil</b>	<b>Nil</b>	<b>Nil</b>	<b>Nil</b>



(I)(d) Statement showing details of locked-in shares


Sr. No.	Name of the shareholder	Number of locked-in shares	Locked-in shares as a percentage of total number of shares (i.e., Grand Total (A)+(B)+(C) indicated in Statement at para (I)(a) above)	Promoter/Promoter Group/Public
1	Bengal & Assam Company Ltd.	3,11,53,242	31.09	Promoter
2	JK Lakshmi Cement Ltd.	2,77,75,000	27.72	Promoter
3	JK Paper Ltd.	50,00,000	4.99	Promoter
4	Florence Investech Ltd.	43,33,000	4.32	Promoter
<b>TOTAL</b>		<b>6,82,61,242</b>	<b>68.12</b>	

(II)(a) Statement showing details of Depository Receipts (DRs)

Sr. No.	Type of outstanding DR (ADRs, GDRs, SDRs, etc.)	Number of outstanding DRs	Number of shares underlying outstanding DRs	Shares underlying outstanding DRs as a percentage of total number of shares (i.e., Grand Total (A)+(B)+(C) indicated in Statement at para (I)(a) above)
		N.A.		
<b>TOTAL</b>				

(II)(b) Statement showing holding of Depository Receipts (DRs), where underlying shares held by "promoter/promoter group" are in excess of 1% of the total number of shares

Sr. No.	Name of the DR Holder	Type of outstanding DR (ADRs, GDRs, SDRs, etc.)	Number of shares underlying outstanding DRs	Shares underlying outstanding DRs as a percentage of total number of shares (i.e., Grand Total (A)+(B)+(C) indicated in Statement at para (I)(a) above)
<b>TOTAL</b>				




(III) (a) Statement showing the voting pattern of shareholders, if more than one class of shares/securities is issued. (Give description of voting rights for each class of security


Class X:

Class Y:

Class Z:)

The Company has only one class of Listed Share i.e. Equity Shares. Hence this part is not applicable to the Company.



Certified to be true  
For Udaipur Cement Works Ltd  
  
(Vinod Marwaha)  
Director