

**Introductory sub-table (I)(a)**

Name of the Company: Udaipur Cement Works Limited  
 Scrip Code, Name of the scrip, class of security: BSE Limited-530131, Delhi Stock Exchange Limited-10104 & Ahmedabad Stock Exchange Limited-28577,  
 Equity Shares  
 Quarter ended: 31.03.2013

| Partly paid-up shares:-  |                            | No. of partly paid-up shares                              | As a % of total no. of partly paid-up shares   | As a % of total no. of shares of the company |
|--|----------------------------|---|--|--|
| Held by promoter/promoter group  |                            |   |  |  |
| Held by public   |                            |   |  |  |
|  |                            |   | NIL  |  |
| <b>Outstanding convertible securities:-</b>  |                            |   |  |  |
| No. of outstanding securities  |                            | As a % of total no. of outstanding convertible securities | As a % of total no. of shares of the company, assuming full conversion of the convertible securities |  |
| Held by promoter/promoter group  |                            |   |  |  |
| Held by public   |                            |   |  |  |
|  |                            |   | NIL  |  |
| <b>Warrants:-</b>  |                            |   |  |  |
| No. of warrants  |                            | As a % of total no. of warrants                           | As a % of total no. of shares of the company, assuming full conversion of warrants                   |  |
| Held by promoter/promoter group  |                            |   |  |  |
| Held by public   |                            |   |  |  |
|  |                            |   |  |  |
| <b>Total paid-up capital of the company, assuming full conversion of warrants and convertible securities</b> | <b>Total No. of Shares</b> | <b>(in Rupees)</b>  | <b>As a % of total no. of shares of the company</b>  | <b>100</b>                                   |
|  | 10,02,05,280               | 40,08,21,120  | NIL  |  |




Note: Pursuant to Clause 11.2(v) of the Scheme of Rehabilitation sanctioned by the Hon'ble BIFR vide its Order dated 13th January 2012, the Equity Shares of the Company have got automatically delisted from Jaipur Stock Exchange vide their letter no. JSEL/2012/1543 dated 5th December 2012. The Company has also sought delisting from Delhi and Ahmedabad Stock Exchanges, which is pending approval.

## Statement Showing Shareholding Pattern

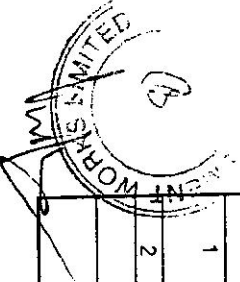
Table (I)(a)

| Category code | Category of Shareholder   | Number of Shareholders | Total number of shares | Number of shares held in dematerialized form |       | Total shareholding as a percentage of total number of shares |        | Shares Pledged or otherwise encumbered |                       |
|---------------|---|------------------------|------------------------|--|-------|--|--------|--|-----------------------|
|               |   |                        |                        | (IV)   | (V)   | (VI)   | (VII)  | (VIII)                                 | (IX) = (VIII)/(V)*100 |
| (I)           | (II)  | (III)                  | (IV)                   | (V)  | (VI)  | (VII)  | (VIII) | (IX) = (VIII)/(V)*100                  |                       |
| (A)           | Shareholding of Promoter and Promoter Group <sup>2</sup>              |                        |                        |  |       |  |        |  |                       |
| 1             | Indian  |                        |                        |  |       |  |        |  |                       |
| (a)           | Individuals/ Hindu Undivided Family                                   | Nil                    | Nil                    | Nil  | Nil   | Nil  | Nil    | Nil                                    |                       |
| (b)           | Central Government/ State Government(s)                               | Nil                    | Nil                    | Nil  | Nil   | Nil  | Nil    | Nil                                    |                       |
| (c)           | Bodies Corporate  | 4                      | 6,82,61,242            | 6,82,61,242                                  | 68.12 | 68.12  | Nil    | Nil                                    |                       |
| (d)           | Financial Institutions/ Banks   | Nil                    | Nil                    | Nil  | Nil   | Nil  | Nil    | Nil                                    |                       |
| (e)           | Any Others(Specify)   | Nil                    | Nil                    | Nil  | Nil   | Nil  | Nil    | Nil                                    |                       |
| 2             | Sub Total(A)(1)   | 4                      | 6,82,61,242            | 6,82,61,242                                  | 68.12 | 68.12  | Nil    | Nil                                    |                       |
|               | Foreign   |                        |                        |  |       |  |        |  |                       |
| a             | Individuals (Non-Residents Individuals/ Foreign Individuals)          | Nil                    | Nil                    | Nil  | Nil   | Nil  | Nil    | Nil                                    |                       |
| b             | Bodies Corporate  | Nil                    | Nil                    | Nil  | Nil   | Nil  | Nil    | Nil                                    |                       |
| c             | Institutions  | Nil                    | Nil                    | Nil  | Nil   | Nil  | Nil    | Nil                                    |                       |
| d             | Qualified Foreign Investor  | Nil                    | Nil                    | Nil  | Nil   | Nil  | Nil    | Nil                                    |                       |
| e             | Any Others(Specify)   | --                     | --                     | --   | --    | --   | --     | --                                     |                       |
|               | Sub Total(A)(2)   | Nil                    | Nil                    | Nil  | Nil   | Nil  | Nil    | Nil                                    |                       |
|               | Total Shareholding of Promoter and Promoter Group (A) = (A)(1)+(A)(2) | 4                      | 6,82,61,242            | 6,82,61,242                                  | 68.12 | 68.12  | Nil    | Nil                                    |                       |

| Category code | Category of Shareholder                    | Number of Shareholders | Total number of shares | Number of shares held in dematerialized form | Total shareholding as a percentage of total number of shares | As a percentage of (A+B) <sup>1</sup> | As a percentage of (A+B+C) | Number of shares       | Shares Pledged or otherwise encumbered | As a percentage |
|---------------|--|------------------------|------------------------|--|--|---------------------------------------|----------------------------|------------------------|--|-----------------|
| (I)           | (II)                                       | (III)                  | (IV)                   | (V)  | (VI)   | (VII)                                 | (VIII)                     | (IX) = (VIII)/(IV)*100 |  |                 |
| (B)           | Public shareholding                        |                        |                        |  |  |                                       |                            |                        |  |                 |
| 1             | Institutions                               |                        |                        |  |  |                                       |                            |                        |  |                 |
| (a)           | Mutual Funds/<br>UTI                       | 15                     | 22,48,108              | 55,800                                       | 2.24   | 2.24                                  | NA                         | NA                     | NA                                     | NA              |
| (b)           | Financial Institutions/<br>Banks           | 7                      | 46,79,392              | 41,77,100                                    | 4.67   | 4.67                                  | NA                         | NA                     | NA                                     | NA              |
| (c)           | Central Government/ State<br>Government(s) | Nill                   | Nill                   | Nill   | Nill   | Nill                                  | NA                         | NA                     | NA                                     | NA              |
| (d)           | Venture Capital Funds                      | Nill                   | Nill                   | Nill   | Nill   | Nill                                  | NA                         | NA                     | NA                                     | NA              |
| (e)           | Insurance Companies                        | 8                      | 69,644                 | 10,800                                       | 0.07   | 0.07                                  | NA                         | NA                     | NA                                     | NA              |
| (f)           | Foreign Institutional<br>Investors         | Nill                   | Nill                   | Nill   | Nill   | Nill                                  | NA                         | NA                     | NA                                     | NA              |
| (g)           | Foreign Venture Capital<br>Investors       | Nill                   | Nill                   | Nill   | Nill   | Nill                                  | NA                         | NA                     | NA                                     | NA              |
| (h)           | Qualified Foreign Investor                 | Nill                   | Nill                   | Nill   | Nill   | Nill                                  | NA                         | NA                     | NA                                     | NA              |
| (i)           | Any Other (specify)-<br>Foreign Banks      | Nill                   | Nill                   | Nill   | Nill   | Nill                                  | NA                         | NA                     | NA                                     | NA              |
|               | Sub-Total (B)(1)                           | 30                     | 69,97,144              | 42,43,700                                    | 6.98   | 6.98                                  | NA                         | NA                     | NA                                     | NA              |




| Category code | Category of Shareholder   | Number of Shareholders | Total number of shares | Number of shares held in dematerialized form | Total shareholding as a percentage of total number of shares | As a percentage of (A+B+C) | Number of shares | Shares Pledged or otherwise encumbered | As a percentage (IX) = (VIII)/(V)*100 |
|---------------|---|------------------------|------------------------|--|--|----------------------------|------------------|--|---------------------------------------|
|               |   | (iii)                  | (iv)                   | (v)  | (vi)   | (vii)                      | (viii)           |  | (ix) = (viii)/(v)*100                 |
| (i)           | (ii)  |                        |                        |  |  |                            |                  |  |                                       |
| B 2           | Non-institutions  |                        |                        |  |  |                            |                  |  |                                       |
| (a)           | Bodies Corporate  | 163                    | 1,75,89,690            | 1,69,13,753                                  | 17.56  | 17.56                      |                  | NA                                     | NA                                    |
| (b)           | Individuals   |                        |                        |  |  |                            |                  |  |                                       |
| 1             | Individuals - i. Individual shareholders holding nominal share capital up to Rs 1 lakh. | 16,715                 | 68,86,779              | 33,83,576                                    | 6.88   | 6.88                       |                  | NA                                     | NA                                    |
| ii.           | Individual shareholders holding nominal share capital in excess of Rs. 1 lakh.          | 11                     | 4,65,665               | 2,98,165                                     | 0.46   | 0.46                       |                  | NA                                     | NA                                    |
| (c)           | Qualified Foreign Investor  |                        |                        |  |  |                            |                  |  |                                       |
| (c)           | Any Other (specify)   |                        |                        |  |  |                            |                  |  |                                       |
| (c-i)         | NRIs  |                        |                        |  |  |                            |                  |  |                                       |
| (c-ii)        | Trust & Foundation  | 10                     | 4,760                  | 4,760  | 0.00   | 0.00                       |                  | NA                                     | NA                                    |
|               | Sub-Total (B)(2)  |                        |                        |  |  |                            |                  |  |                                       |
|               | Total Public Shareholding (B) = (B)(1)+(B)(2)   | 16,899                 | 2,49,46,894            | 20,60,0254                                   | 24.90  | 24.90                      |                  | NA                                     | NA                                    |
|               | TOTAL (A)+(B)   | 16,933                 | 10,02,05,280           | 9,31,05,196                                  | 100.00   | 100.00                     |                  | NA                                     | NA                                    |
| (C)           | Shares held by Custodians and against which Depository Receipts have been issued        |                        |                        |  |  |                            |                  |  |                                       |
| 1             | Promoter and Promoter Group   | NA                     | NA                     | NA   | NA   | NA                         |                  | NA                                     | NA                                    |
| 2             | Sub-Total (C)   | NA                     | NA                     | NA   | NA   | NA                         |                  | NA                                     | NA                                    |
|               | GRAND TOTAL (A)+(B)+(C)   | 16,933                 | 10,02,05,280           | 9,31,05,196                                  | 100.00   | 100.00                     |                  | NA                                     | NA                                    |



(i)(b) Statement showing holding of securities (including shares, warrants, convertible securities) of persons belonging to the category "Promoter and Promoter Group"

| Sr. No. | Name of the shareholder  | Details of Shares held |                                   |            | Encumbered shares (*)              |  |                         | Details of warrants                               |                                       |   | Details of convertible securities |            |  | Total shares (including underlying shares assuming full conversion of warrants and convertible securities) as a % of diluted share capital (XII) |
|---------|--|------------------------|-----------------------------------|------------|------------------------------------|--|-------------------------|---|---------------------------------------|---|-----------------------------------|------------|--|--|
|         |  | Number of shares held  | As a % of grand total (A)+(B)+(C) | No.        | As a percentage (VI)=(V)/(III)*100 | As a % of grand total (A)+(B)+(C) of sub-clause (I)(a) | Number of warrants held | As a % total number of warrants of the same class | Number of convertible securities held | As a % total number of convertible securities of the same class |                                   |            |  |  |
| (i)     | (ii)   | (iii)                  | (iv)                              | (v)        | (VI)=(V)/(III)*100                 | (VII)  | (VIII)                  | (IX)  | (X)                                   | (XI)  |                                   |            |  |  |
| 1       | Bengal & Assam Company Ltd.  | 3,14,53,242            | 31.09                             | Nil        | Nil                                | Nil  | Nil                     | Nil   | Nil                                   | Nil   | Nil                               | Nil        |  |  |
| 2       | JK Paper Limited   | 50,00,000              | 4.99                              | Nil        | Nil                                | Nil  | Nil                     | Nil   | Nil                                   | Nil   | Nil                               | Nil        |  |  |
| 3       | JK Agri Genetics Limited (name since changed to Florence Investech Ltd.) | 43,33,000              | 4.32                              | Nil        | Nil                                | Nil  | Nil                     | Nil   | Nil                                   | Nil   | Nil                               | Nil        |  |  |
| 4       | JK Lakshmi Cement Ltd.   | 2,77,75,000            | 27.72                             | Nil        | Nil                                | Nil  | Nil                     | Nil   | Nil                                   | Nil   | Nil                               | Nil        |  |  |
|         | <b>Total</b>   | <b>5,82,61,242</b>     | <b>88.12</b>                      | <b>Nil</b> | <b>Nil</b>                         | <b>Nil</b>   | <b>Nil</b>              | <b>Nil</b>  | <b>Nil</b>                            | <b>Nil</b>  | <b>Nil</b>                        | <b>Nil</b> |  |  |

(\*) The term "encumbrance" has the same meaning as assigned to it in regulation 28(3) of the SAST Regulations, 2011




(i)(c)(i) Statement showing holding of securities (including shares, warrants, convertible securities) of persons belonging to the category "Public" and holding more than 1% of the total number of shares

| Sr. No. | Name of the shareholder                  | Number of shares held | Shares as a percentage of total number of shares (i.e., Grand Total (A)+(B)+(C) Indicated in Statement at para (i)(a) above) | Details of warrants     |   | Details of convertible securities     |  | Total shares (including underlying shares assuming full conversion of warrants and convertible securities) as a % of diluted share capital |
|---------|--|-----------------------|--|-------------------------|---|---------------------------------------|--|--|
|         |  |                       |  | Number of warrants held | As a % total number of warrants of the same class | Number of convertible securities held | % w.r.t total number of convertible securities of the same class |  |
| 1       | Sunflag Commercial Enterprises Ltd.      | 70,75,000             | 7.06   | Nil                     | Nil   | Nil                                   | Nil  | Nil  |
| 2       | ICICI Bank Limited (including ICICI BOR) | 38,12,561             | 3.80   | Nil                     | Nil   | Nil                                   | Nil  | Nil  |
| 3       | Jai Bhikshu Credit & Holdings Ltd.       | 29,25,000             | 2.92   | Nil                     | Nil   | Nil                                   | Nil  | Nil  |
| 4       | Assets Reconstruction Co. Ltd.           | 64,54,147             | 6.44   | Nil                     | Nil   | Nil                                   | Nil  | Nil  |
| 5       | Unit Trust of India Undertaking          | 15,78,344             | 1.58   | Nil                     | Nil   | Nil                                   | Nil  | Nil  |
|         | <b>TOTAL</b>                             | <b>2,17,73,591</b>    | <b>21.80</b>   | <b>Nil</b>              | <b>Nil</b>  | <b>Nil</b>                            | <b>Nil</b>   | <b>Nil</b>   |

(i)(c)(ii) Statement showing holding of securities (including shares, warrants, convertible securities) of persons (together with PAC) belonging to the category "Public" and holding more than 5% of the total number of shares of the company

| Sr. No. | Name(s) of the shareholder(s) and the Persons Acting in Concert (PAC) with them | Number of shares   | Shares as a percentage of total number of shares (i.e., Grand Total (A)+(B)+(C) Indicated in Statement at para (i)(a) above) | Details of warrants |   | Details of convertible securities     |  | Total shares (including underlying shares assuming full conversion of warrants and convertible securities) as a % of diluted share capital |
|---------|---|--------------------|--|---------------------|---|---------------------------------------|--|--|
|         |   |                    |  | Number of warrants  | As a % total number of warrants of the same class | Number of convertible securities held | % w.r.t total number of convertible securities of the same class |  |
| 1       | Sunflag Commercial Enterprises Ltd.   | 70,75,000          | 7.06   | Nil                 | Nil   | Nil                                   | Nil  | Nil  |
| 2       | Assets Reconstruction Co. Ltd.  | 64,54,147          | 6.44   | Nil                 | Nil   | Nil                                   | Nil  | Nil  |
|         | <b>TOTAL</b>  | <b>1,35,29,147</b> | <b>13.50</b>   | <b>Nil</b>          | <b>Nil</b>  | <b>Nil</b>                            | <b>Nil</b>   | <b>Nil</b>   |



(D)(d) Statement showing details of locked-in shares


| Sr. No. | Name of the shareholder | Number of locked-in shares | Locked-in shares as a percentage of total number of shares {i.e., Grand Total (A)+(B)+(C) indicated in Statement at para (I)(a) above} | Promoter/Promoter Group/Public |
|---------|-------------------------|----------------------------|--|--------------------------------|
|         |                         | NA                         |  |                                |
| TOTAL   |                         |                            |  |                                |

(II)(a) Statement showing details of Depository Receipts (DRs)

| Sr. No. | Type of outstanding DR (ADRs, GDRs, SDRs, etc.) | Number of outstanding DRs | Number of shares underlying outstanding DRs | Shares underlying outstanding DRs as a percentage of total number of shares {i.e., Grand Total (A)+(B)+(C) indicated in Statement at para (I)(a) above} |
|---------|---|---------------------------|---|---|
| 1       |   | NA                        |   |   |
| 2       |   |                           |   |   |
| TOTAL   |   |                           |   |   |

(II)(b) Statement showing holding of Depository Receipts (DRs), where underlying shares held by "Promoter/promoter group" are in excess of 1% of the total number of shares

| Sr. No. | Name of the DR Holder | Type of outstanding DR (ADRs, GDRs, SDRs, etc.) | Number of shares underlying outstanding DRs | Shares underlying outstanding DRs as a percentage of total number of shares {i.e., Grand Total (A)+(B)+(C) indicated in Statement at para (I)(a) above} |
|---------|-----------------------|---|---|---|
|         |                       | NA  |   |   |
| TOTAL   |                       |   |   |   |




(III) (a) Statement showing the voting pattern of shareholders, if more than one class of shares/securities is issued, (Give description of voting rights for each class of security

Class X:

Class Y:

Class Z:)

The Company has only one class of Listed Share i.e. Equity Shares. Hence this part is not applicable to the Company.



Certified to be true  
For Udalpur Cement Works Ltd

(Vijay Marwaha)  
Director