



**UCWL** UDAIPUR CEMENT  
WORKS LIMITED

**Presentation to Investors  
March'2023**



# Profile

Udaipur Cement Works Limited (UCWL), is a Public Limited Company, incorporated on 15th March 1993. Its Plant & Registered Office is situated at Udaipur, Rajasthan. UCWL has an integrated Cement Manufacturing unit with an installed Cement production capacity of 2.2 Million Tonne Per Annum (MTPA).

UCWL is having 6 MW Waste Heat Recovery Power Plant and 15.5 MW Solar Power Plants (incl. Floating Solar). Presently, UCWL sources more than 50% of its power requirement from renewable sources of energy including 15.5 MW Solar Power Plant.

The Company upholds the highest levels of system standards such as ISO Certification for Environment (14001), Occupational Health and Safety (45001), Energy (50001), and Quality Management (15001) Systems. Going beyond the general industry practice, the Company has also inventoried its carbon and water footprint as per ISO 14064 – 1 and ISO 14046.

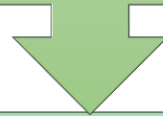
UCWL is listed on BSE Ltd. since 1995.

Further, the Company has recently issued Non-Convertible Debentures which are listed on WDM segment of BSE Ltd.

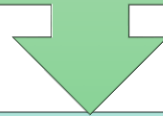


# Profile

UCWL is selling its products in the name of “**Platinum Heavy Duty Cement**” & “**Platinum Supremo**”. UCWL has a strong network of about “**850**” Cement dealers spread in the States of Rajasthan, Gujarat and Madhya Pradesh which have helped us to serve our customers far and wide, in different regions of States.



Presently, UCWL enjoys an ‘**AA**’ (**Double A**) & **A1+** (**One Plus**) Rating from **CARE & CRISIL** for Long Term Facilities and Short Term Facilities respectively.



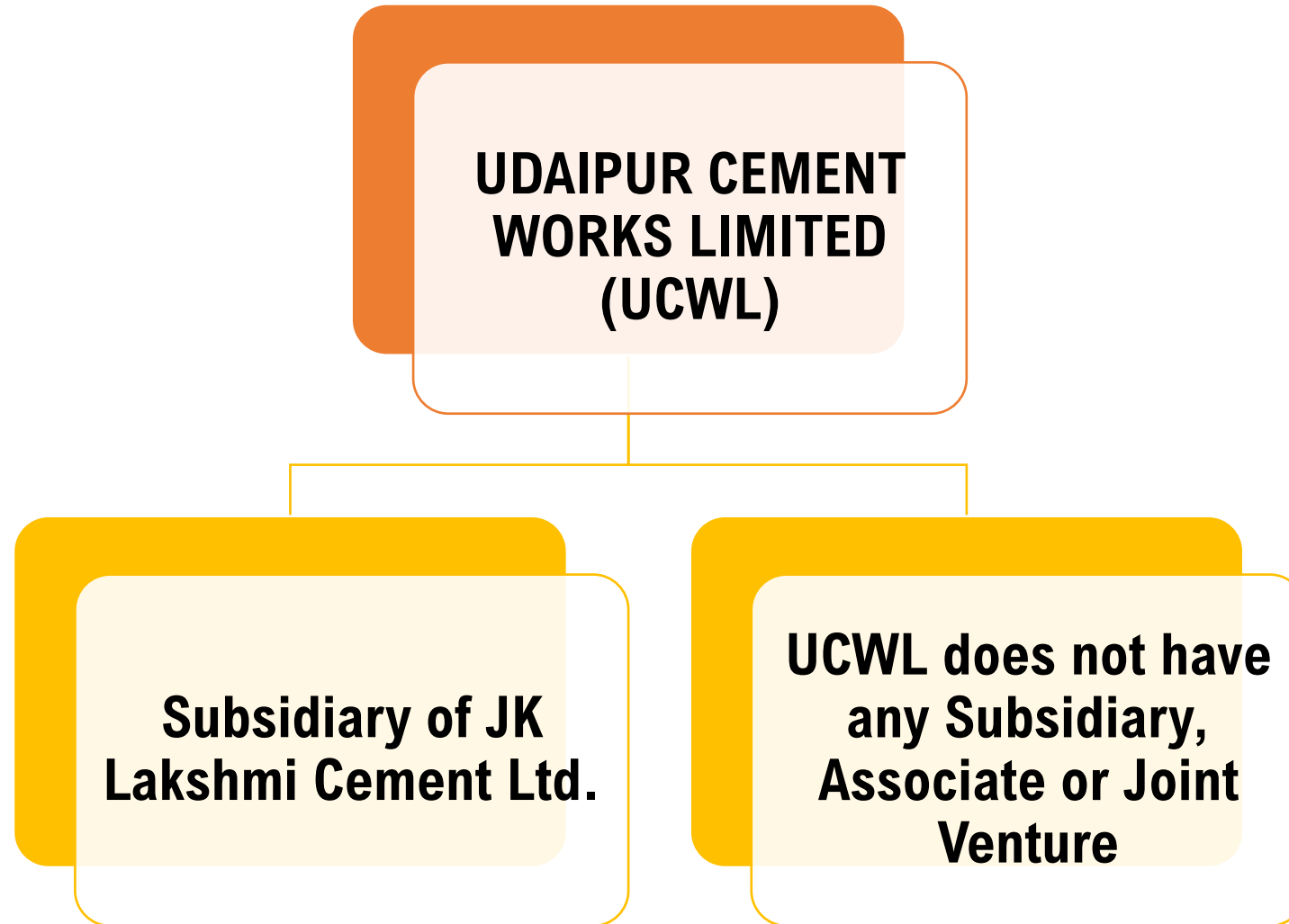
UCWL is a 72.54% subsidiary of JK Lakshmi Cement Limited (JKLC), a renowned name in the Indian Cement Industry for about four decades.



UCWL are part of the prestigious business conglomerate “**JK Organisation**” (**JKO**) that has rich business legacy of more than 135 years and boasts operations in India and abroad with a leadership presence in the fields of Cement, Tyre, Paper, Agri Genetics and Dairy Products.

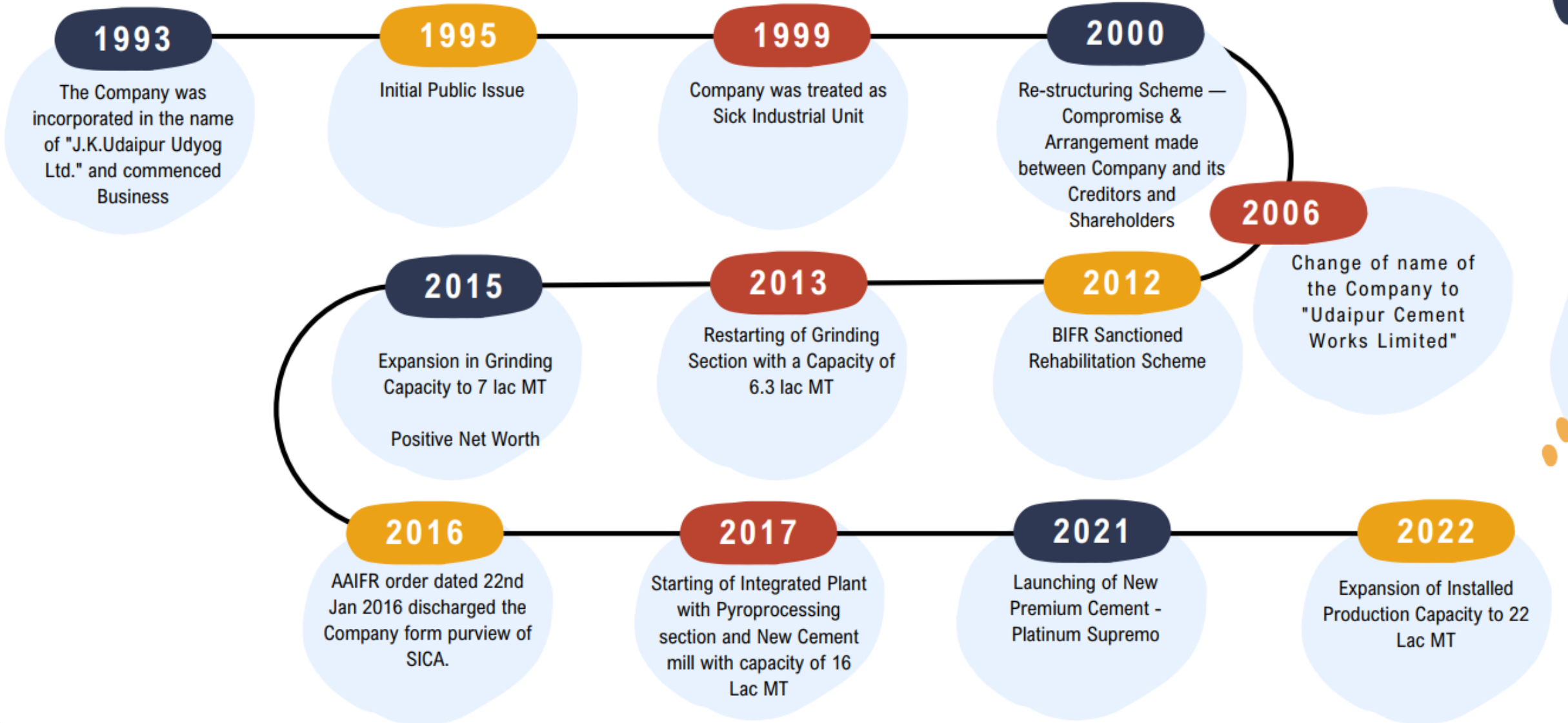


# Corporate Structure





# Key Milestone





# J.K. ORGANISATION

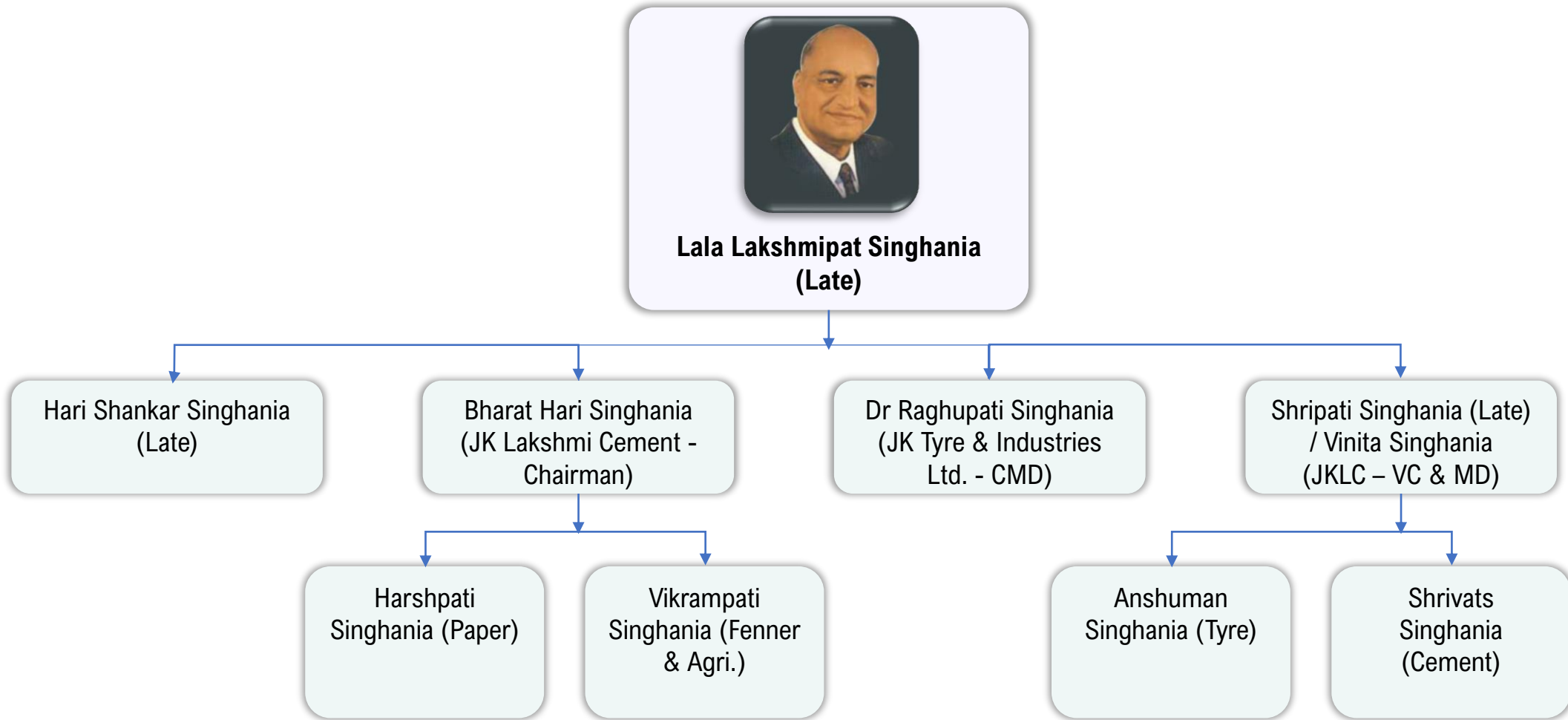


# JK Organization





# JK Organization – Eastern Zone







# JK Organization – Vision and Values



## Vision

- Dynamic & Successful Business Organisation
- A Socially-Valued Enterprise
- Business Integrity



## Core Values

- Caring for People
- Integrity including Intellectual Honesty, Openness, Fairness & Trust
- Commitment to Excellence



# Prominent Businesses of JK Eastern Zone Group


**Paper**



**JK PAPER LTD.**  
*Creating lasting impressions*

Rs. Cr.	
Revenue	4256

**Cement**




Rs. Cr.	
Revenue	5420

**Tyre**



Rs. Cr.	
Revenue	11983

**Agri Genetics**



Rs. Cr.	
Revenue	246

**J.K. ORGANISATION**  
**USD 4 Billion**  
**30 manufacturing plants**  
**Presence in over 100 countries**  
**More than 40,000 employees**

**V-Belts- Oil Seals & Power Transmission Systems**



Rs. Cr.	
Revenue	1051

Unlisted Co.

**Dairy Products**




Rs. Cr.	
Revenue	204

**Education**



**Defence Electronics**



**Hospital & Health services**



**Clinical Research**



Revenue is for FY 2021-22



# JK Organisation - Eastern Zone Companies



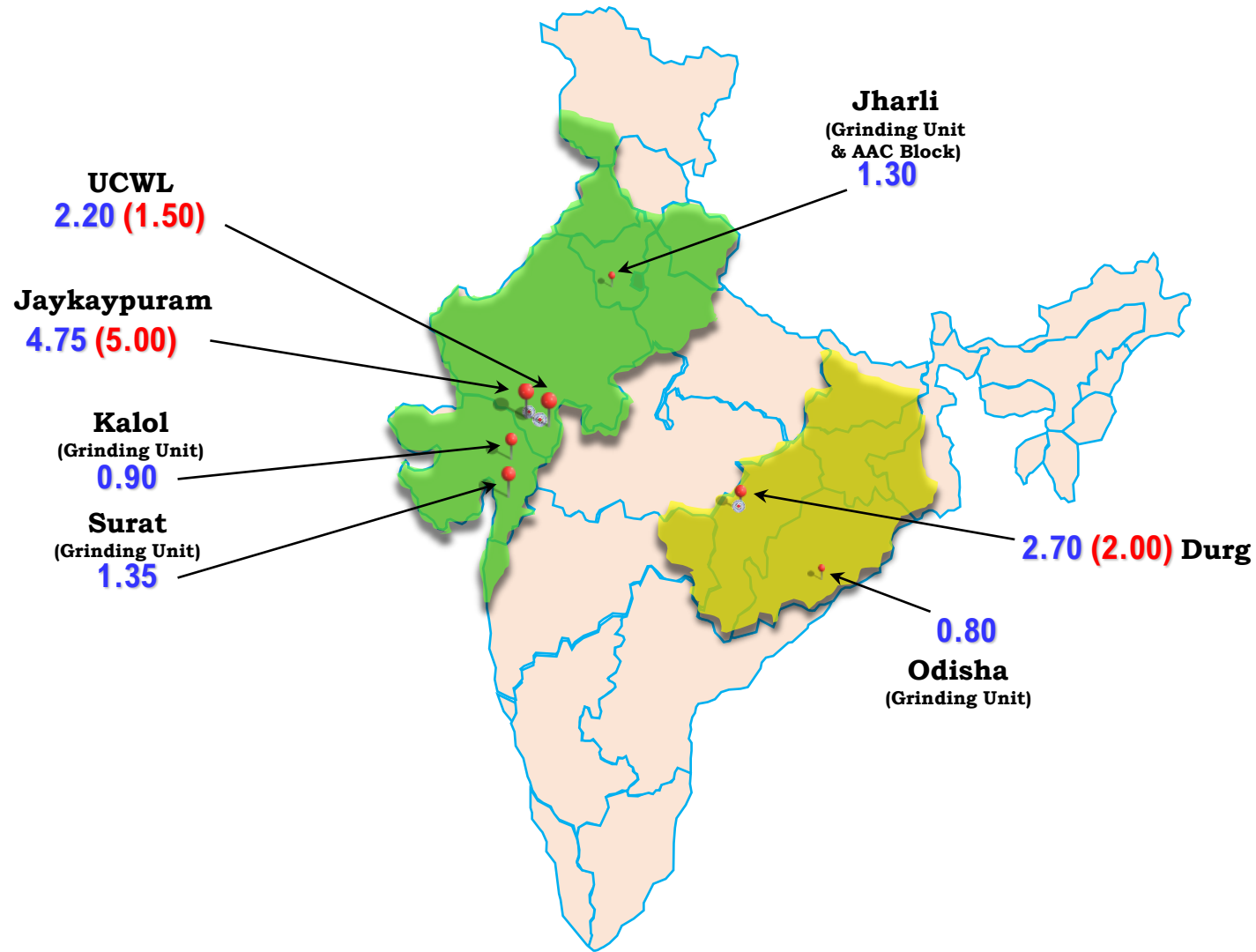


# **JK LAKSHMI** C E M E N T L t d.





# JKLC & UCWL Plants –Cement/Clinker – Mn MT



Capacity (Mn. MT)		
Zone	Cement	Clinker
<b>JKLC</b>		
North	8.30	5.00
East	3.50	2.00
Sub-Total	11.80	7.00
<b>UCWL</b>	2.20	1.50
<b>Total</b>	<b>14.00</b>	<b>8.50</b>



# Vision | Mission | Core Values




## Vision

- To be a profitably growing innovative and caring company
- To become a significantly relevant player in the mind of consumers



## Mission

- Achieve Operational Excellence
- Be a workplace of choice – Attract, Retain and Grow Talent Pool of change leaders
- Achieve growth in Sales & Profit, higher than comparable sized players
- Create superior value for the customers through Premium Products & Brand Positioning
- Continuously enhance shareholders' wealth and be a Preferred Portfolio among investors
- Be a socially responsible corporate citizen



## Core Values

- Caring for people
- Integrity including intellectual honesty, openness, fairness & trust
- Commitment to excellence



# J K Lakshmi Cement & Udaipur Cement Works - Product Portfolio

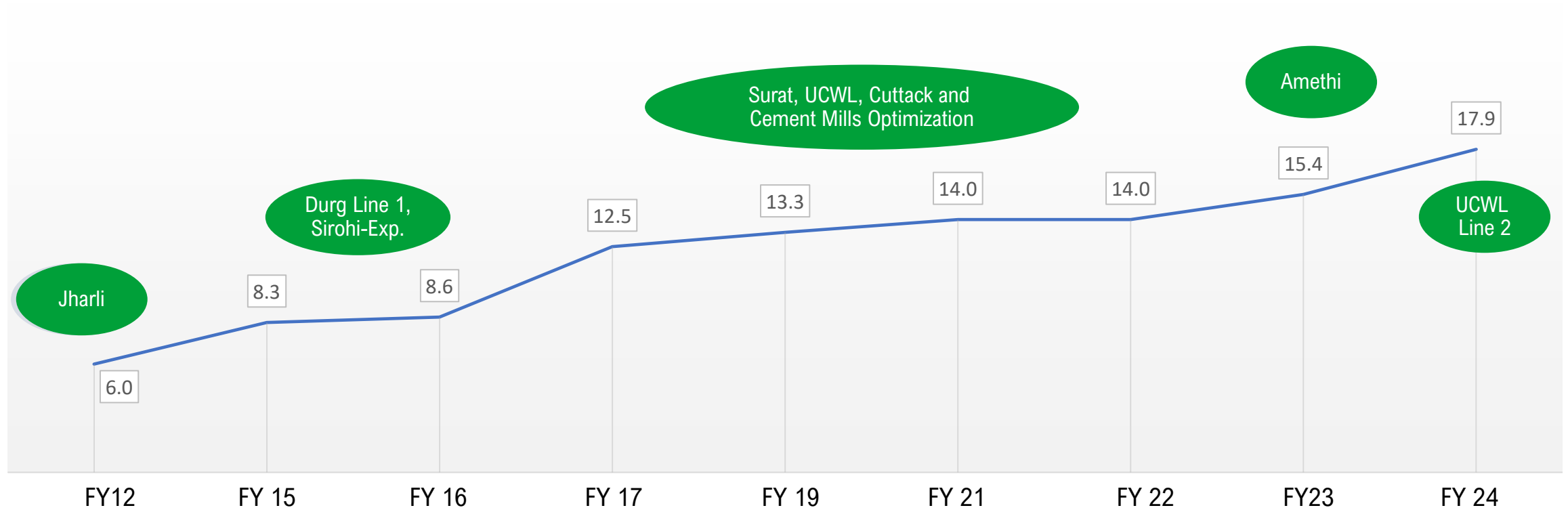
## BUILDING HOMES. BUILDING NATION.





# Journey So Far & Expansion Plans JKLC & UCWL (Subsidiary)

Capacity in Million MTPA







# Macro Indicators





# Macro Indicators - Indian Economy

**Indian Economy –  
A ray of hope amidst global gloom**

- 1 Despite fears of global recession, the economy grew above 8% in 2022 and is projected to grow ~7% in 2023
- 2 **Pace of construction in infrastructure gains momentum post Covid waves**
- 3 **Focus on completion of unfinished housing projects under PMAY- both rural and urban**
- 4 Inventory of finished housing stocks in major cities on decline
- 5 **Monsoon has been ~7% higher than normal and should support rural demand**
- 6 Increasing public debt of major states – a reason to worry on long term sustainability of infra growth

GDP Percentage	2021	2022	2023
Asia	6.5	4.9	5.1
Advanced Asian Economies	3.6	2.7	2.7
Australia	4.7	4.2	2.5
New Zealand	5.6	2.7	2.6
Japan	11.6	2.4	2.3
Hong Kong	6.4	0.5	4.9
Korea	4.0	2.5	2.9
Taiwan Province China	6.3	3.2	2.9
Singapore	7.6	4.0	2.9
Asian Emerging Market and Developing Economies	7.3	5.4	5.6
Bangladesh	5.0	6.4	6.7
Brunei Darussalam	-0.7	5.8	5.9
Cambodia	2.2	5.1	5.9
China	8.1	4.4	5.1
<b>India</b>	<b>8.9</b>	<b>8.2</b>	<b>6.9</b>
Indonesia	3.7	5.4	6.0
Lao P.D.R	2.1	3.2	3.5
Malaysia	3.1	5.6	5.5
Myanmar	-17.9	1.6	3.0
Mongolia	1.4	2.0	7.0
Nepal	2.7	4.1	6.1
Phillipines	5.6	6.5	6.3
Sri Lanka	3.6	2.6	2.7
Thailand	1.6	3.3	4.3
Vietnam	2.6	6	7.2
Pacific Island countries and other small states	4.2	4.7	5.4

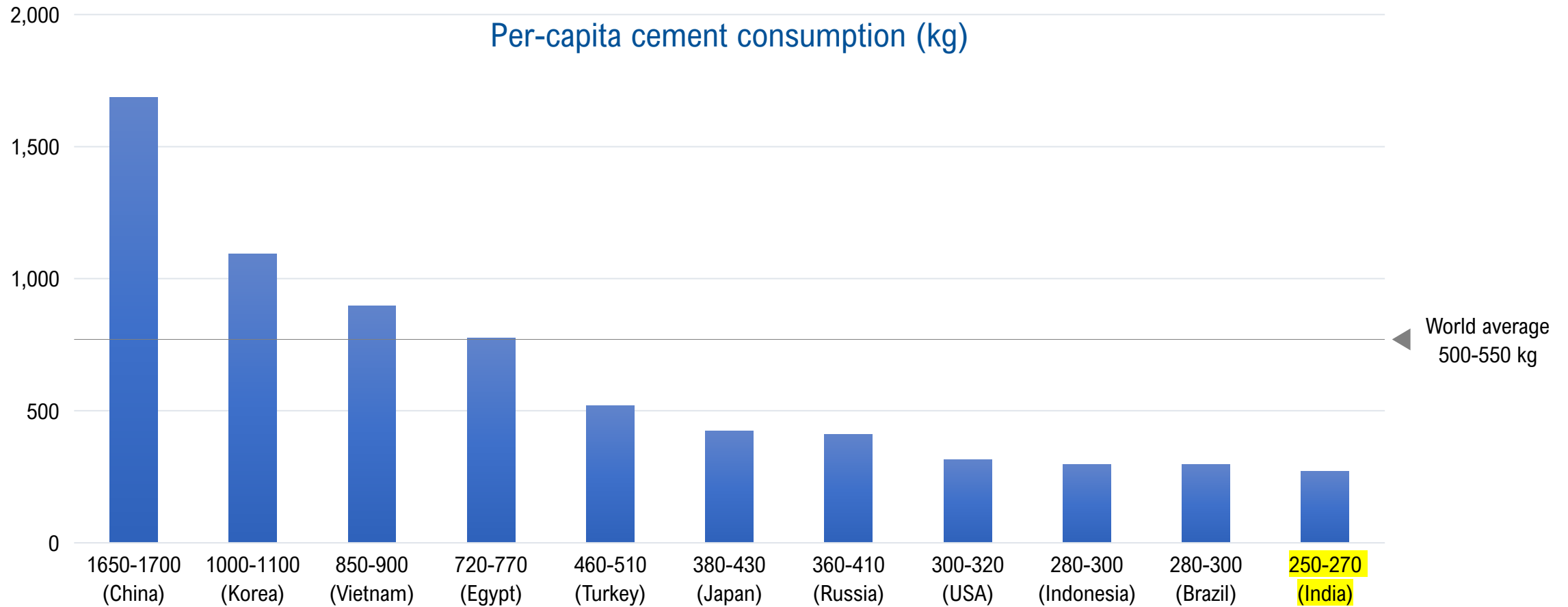
Source IMF World Economic Outlook Database, April 2022



# Indian Cement Sector



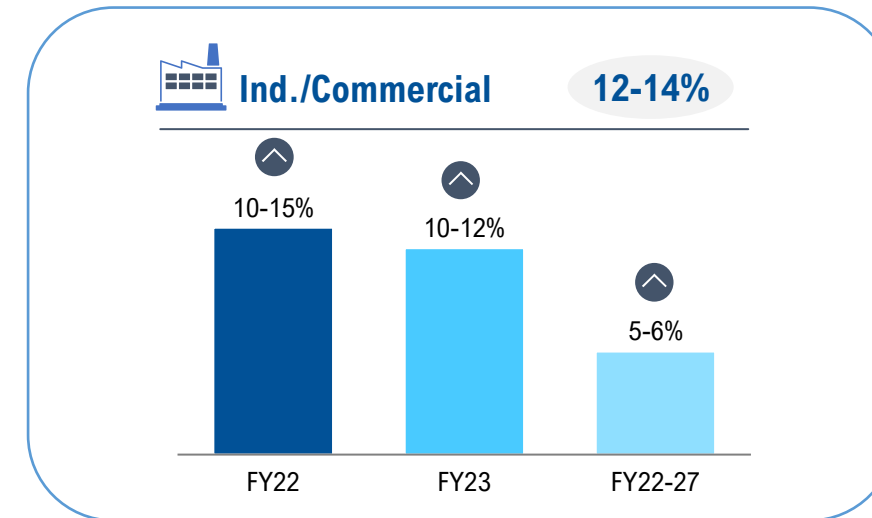
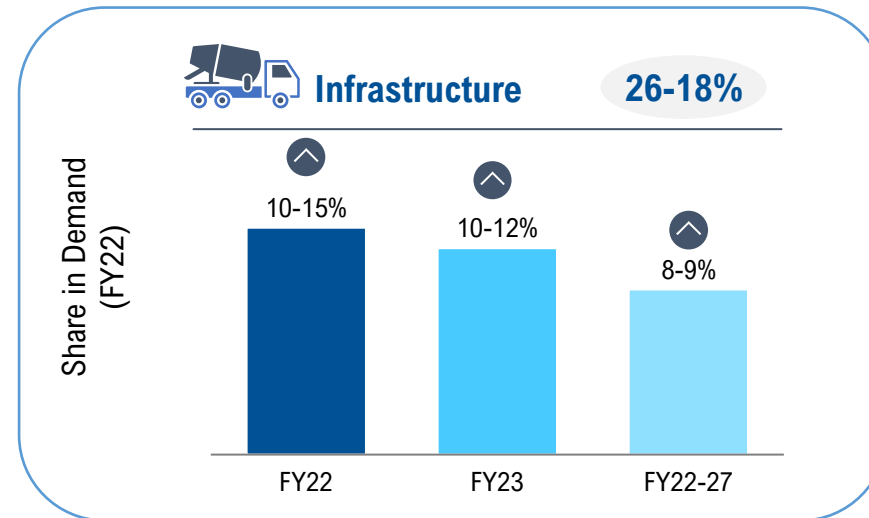
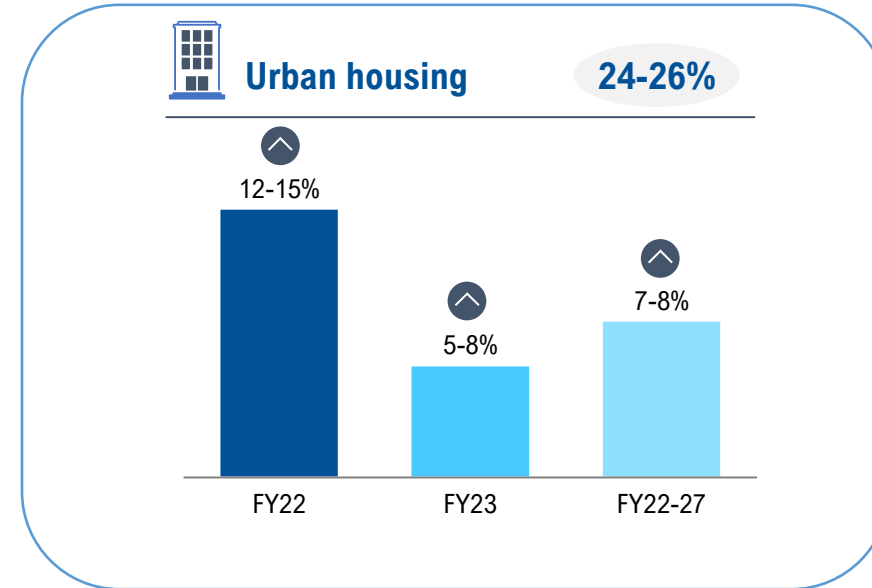
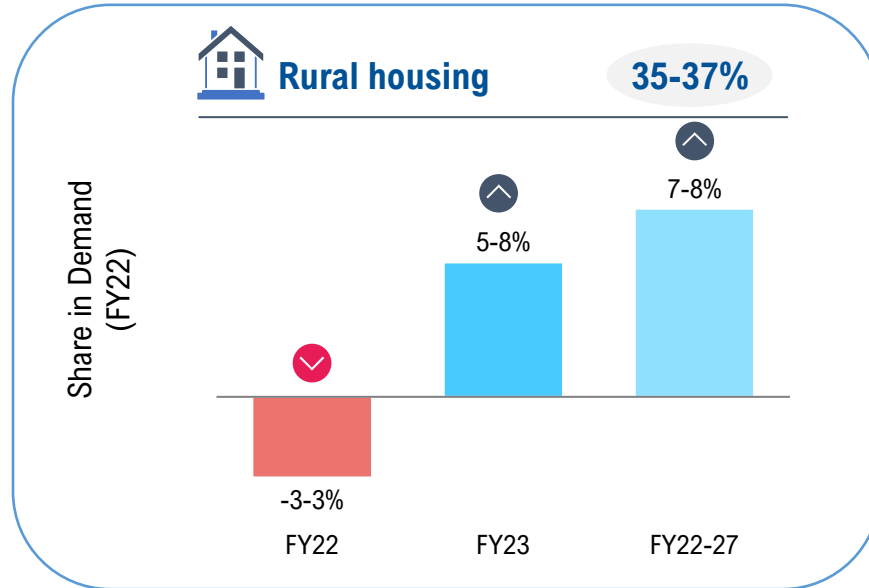
# Indian Cement Industry- Under penetrated market



Data Source – Research reports



# Segment wise Cement Consumption

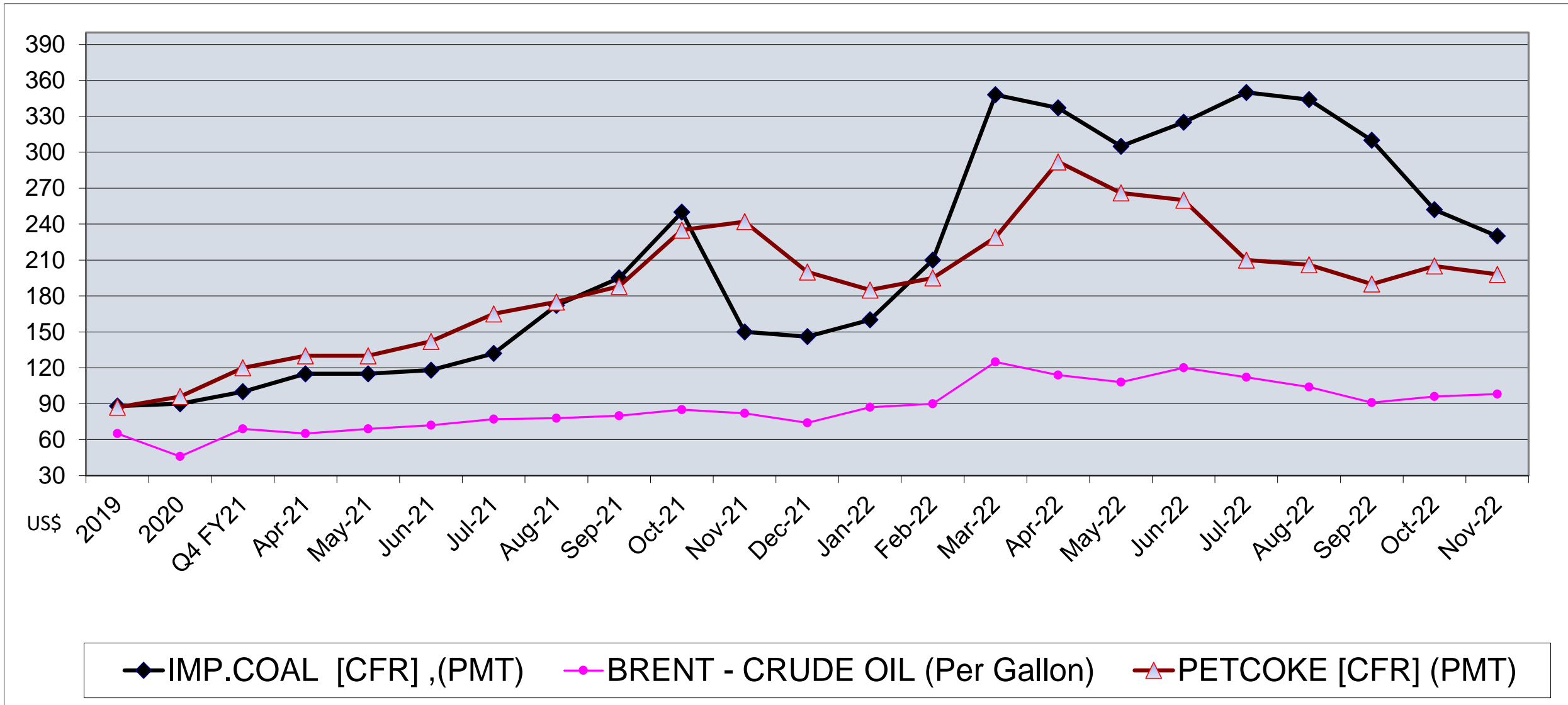


Data Sources – CRISIL

- Infra, affordable housing and industrial & commercial segments to spur growth in fiscal 2023 and Housing and Infra in the medium term



# Cost Trend of Imported Coal, Crude Oil and Pet Coke



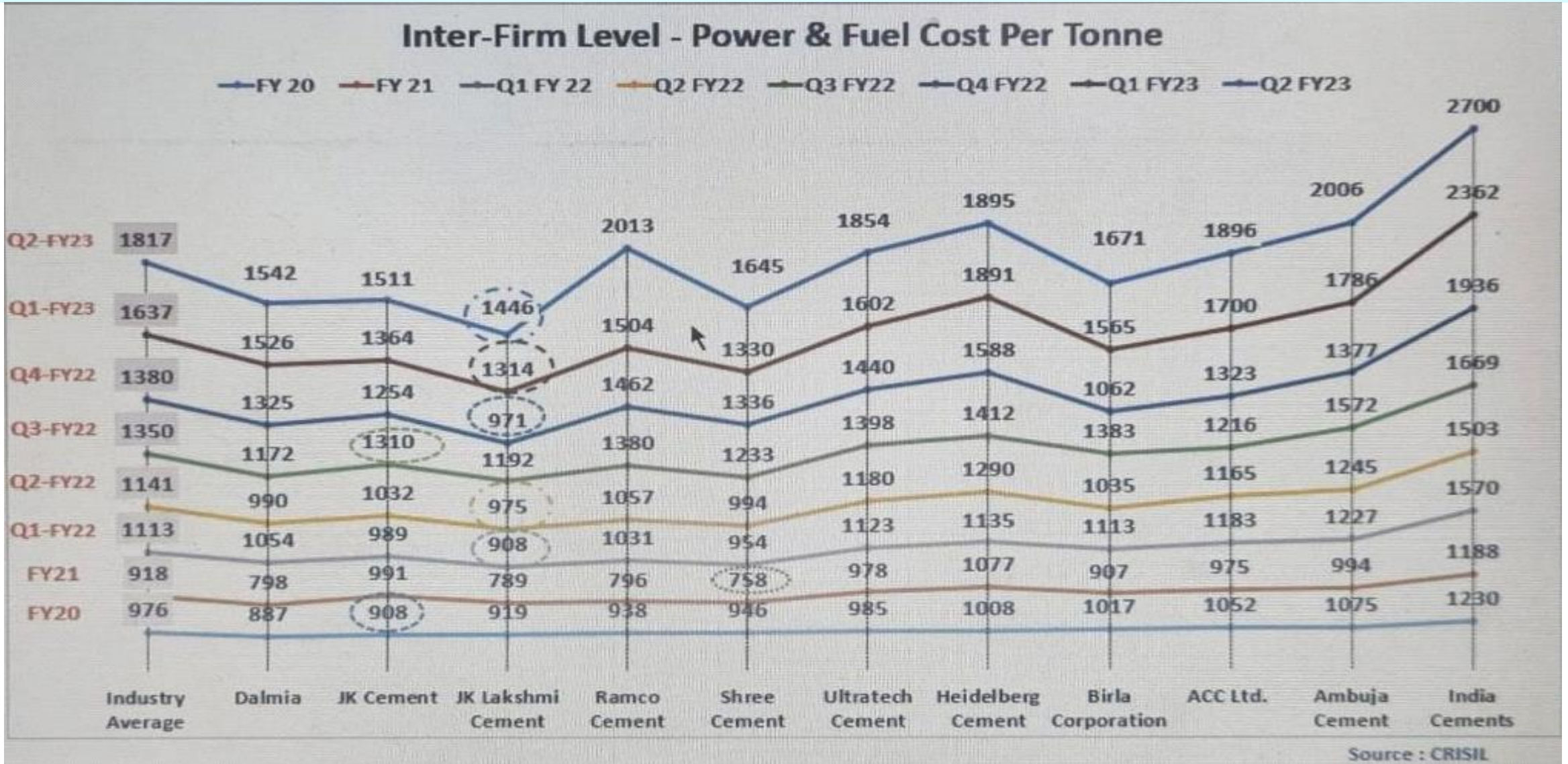


# Cost Trend of Imported Coal, Crude Oil and Pet Coke

YEAR	IMP.COAL [CFR] ,(PMT)	BRENT - CRUDE OIL (Per Gallon)	PETCOKE [CFR] (PMT)
2019	88	65	87
2020	90	46	96
Q4 FY21	100	69	120
Apr-21	115	65	130
May-21	115	69	130
Jun-21	118	72	142
Jul-21	132	77	165
Aug-21	172	78	175
Sep-21	195	80	188
Oct-21	250	85	235
Nov-21	150	82	242
Dec-21	146	74	200
Jan-22	160	87	185
Feb-22	210	90	195
Mar-22	348	125	229
Apr-22	337	114	292
May-22	305	108	266
Jun-22	325	120	260
Jul-22	350	112	210
Aug-22	344	104	206
Sep-22	310	91	190
Oct-22	252	96	205
Nov-22	230	98	198



# Power & Fuel Cost







# Cement Demand Supply Capability & Gap (All India)

Qty. Mn. MT

Sl. No.	Particulars	Actual FY 22	Projections				
			FY 23	FY 24	FY 25	FY 26	FY 27
1	Installed Capacity	565	600	641	675	708	747
2	Capacity additions during the Year	27	42	41	28	38	39
3	Demand Growth %	14	9	7	8	8	8
4	Domestic Demand	356	387	416	450	486	526
5	Exports	5	5	5	5	5	5
6	Total Dispatch	361	392	421	455	491	531
7	Surplus Capacity (Million MTPA) on Installed Capacity	204	207	220	219	216	217
8	Capacity Utilisation (CU) %	64%	65%	66%	67%	69%	71%
9	Surplus Capacity (%) on Installed Capacity	36%	35%	34%	33%	31%	29%

\*Based on sectoral reports, industry estimates



# All India trends in Demand Growth & Capacity Additions

2016

2022

2027

Capacity  
CAGR – 5.6%

Capacity  
CAGR – 5.7%

Demand  
CAGR – 4.4%

Demand  
CAGR – 8%

Capacity Share of  
Top 5 ~50%

- Capacity – 410
- Demand – 270
- Surplus – 34%

- Capacity – 565
- Demand – 356
- Surplus – 36%

- Capacity – 747
- Demand – 526
- Surplus – 29%

- Top 4 players will add 61% of the industry capacity and much higher than the average
- Pending ECs alone add to ~120 Million MTPA capacity additions



# Cement Demand Supply Gap (North Zone)^

Qty. Mn. MT

Sl. No.	Particulars	Actual FY 22	Projections				
			FY 23	FY 24	FY 25	FY 26	FY 27
1	Installed Capacity	114	119	125	132	139	145
2	Capacity additions during the Year	5	5	7	7	6	6
3	Cement Production	82	86	91	96	102	107
4	Demand Growth %	15	6	5	8	8	8
5	Domestic Demand	69	73	77	83	90	97
6	Net Exports to Other Zones	13	13	14	13	12	10
7	Capacity Utilisation (CU) %	72%	72%	73%	73%	74%	74%
8	Surplus Capacity (%) on Installed Capacity	28%	28%	27%	27%	26%	26%

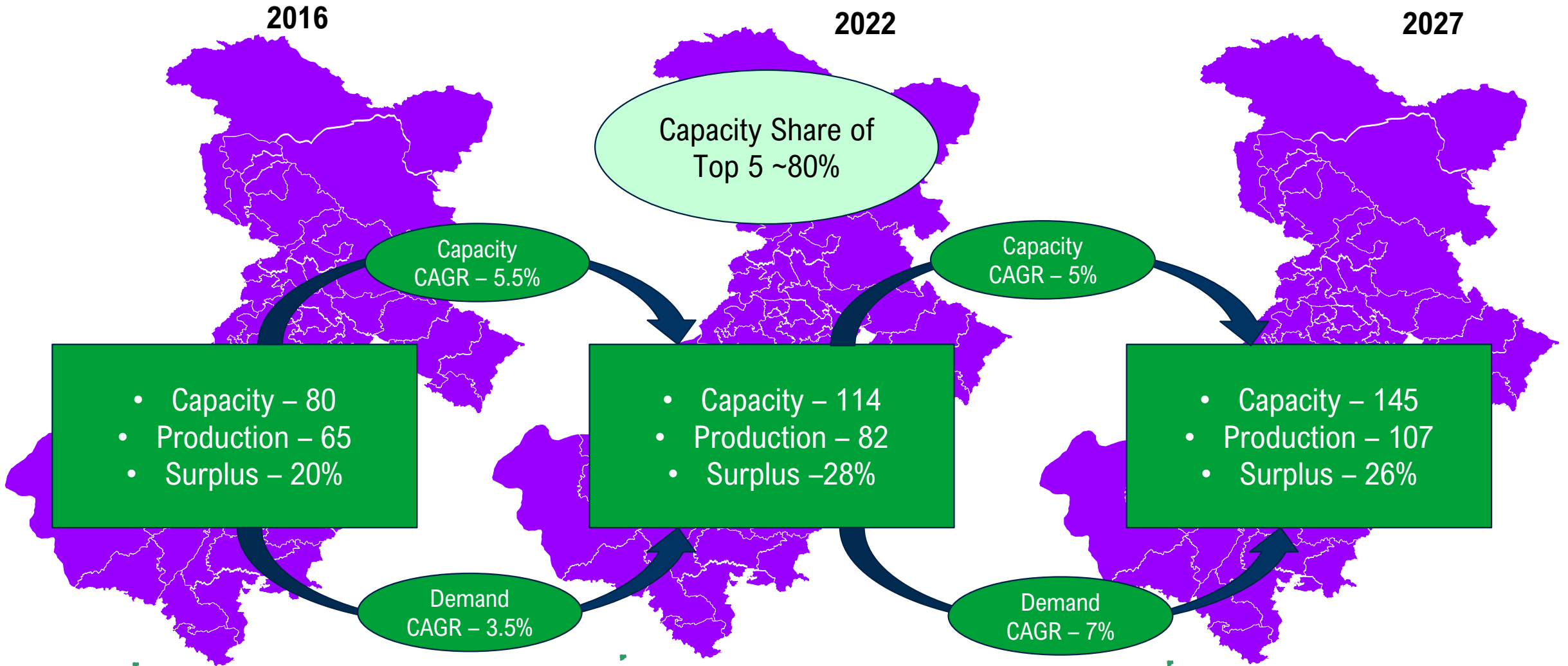
<sup>^</sup> North Zone is a Net Exporter to Central and West Zone

\*Based on sectoral reports, industry estimates

\*North Zone- J&K, Punjab, Haryana, Himachal, Delhi, Uttarakhand and Rajasthan



# Trends in Demand Growth & Capacity Addition (North)





# Cement Demand Supply Gap (West Zone)^

Qty. Mn. MT

Sl. No.	Particulars	Actual FY 22	Projections				
			FY 23	FY 24	FY 25	FY 26	FY 27
1	Installed Capacity	82	89	92	93	95	100
2	Capacity additions during the Year	10	4	1	0	5	5
3	Cement Production	45	48	52	55	58	63
4	Demand Growth %	12	7	6	7	7	7
5	Domestic Demand	60	64	68	72	77	82
6	Net Imports from Other Zones	15	16	16	17	19	19
7	Capacity Utilisation (CU) %	55%	54%	57%	59%	61%	63%
8	Surplus Capacity (%) on Installed Capacity	45%	46%	43%	41%	39%	37%

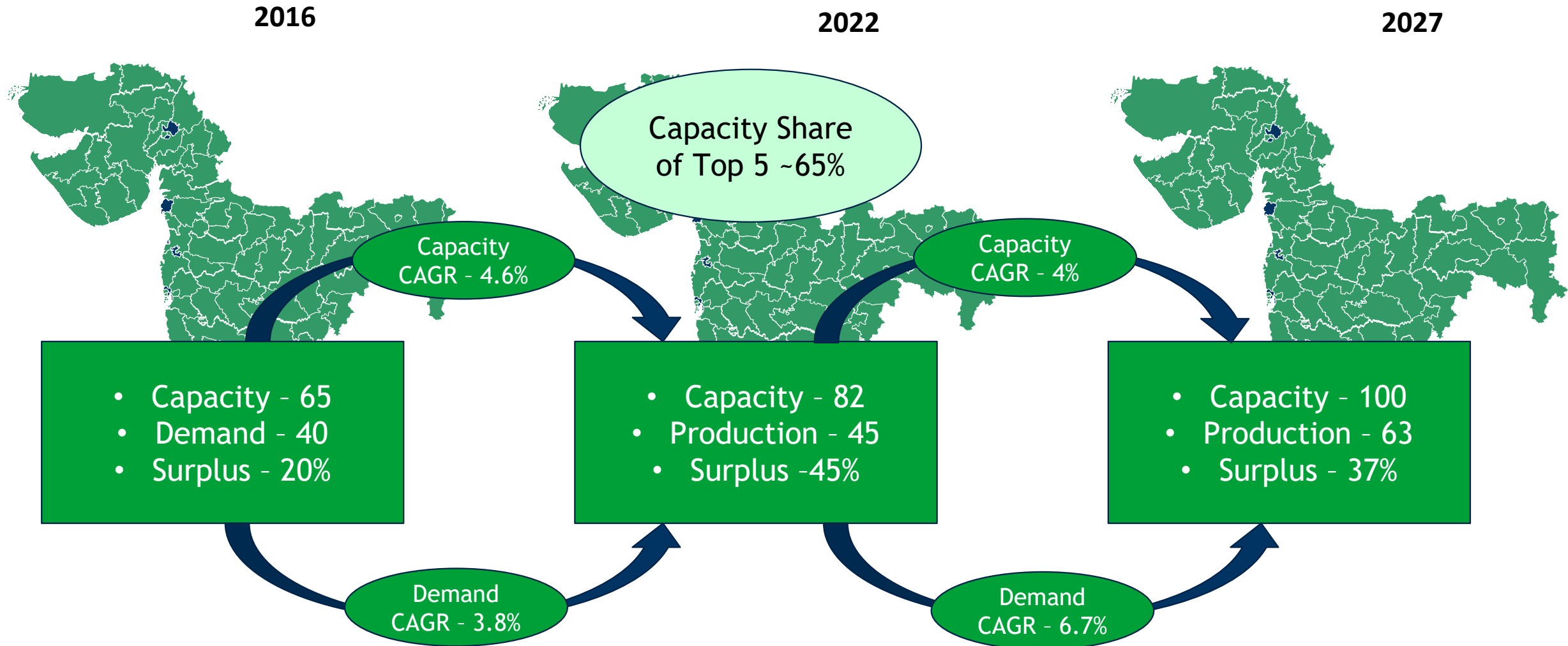
**^ West Zone is a Net Importer from North and South Zones**

\*Based on sectoral reports, industry estimates

\*West Zone- Gujarat & Maharashtra



# Trends in Demand Growth & Capacity Addition (West)

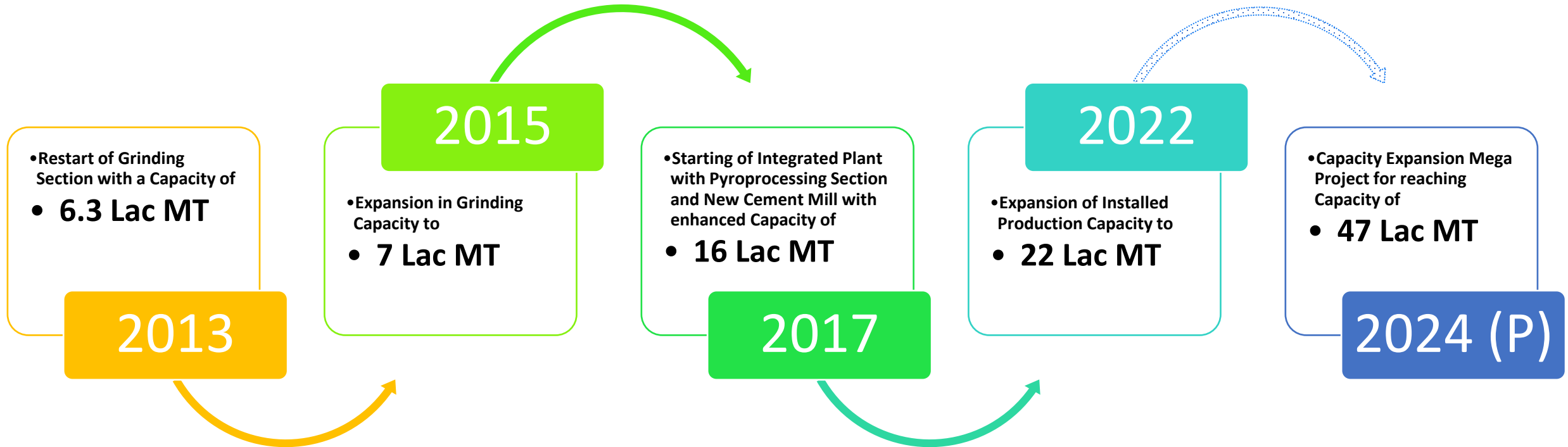




# Udaipur Cement Works Limited: Operational & Financial Performance Q3FY23



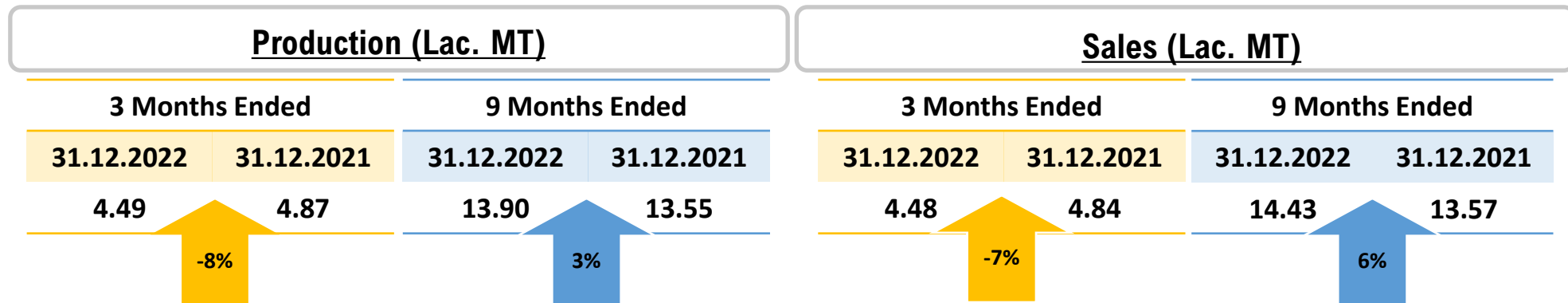
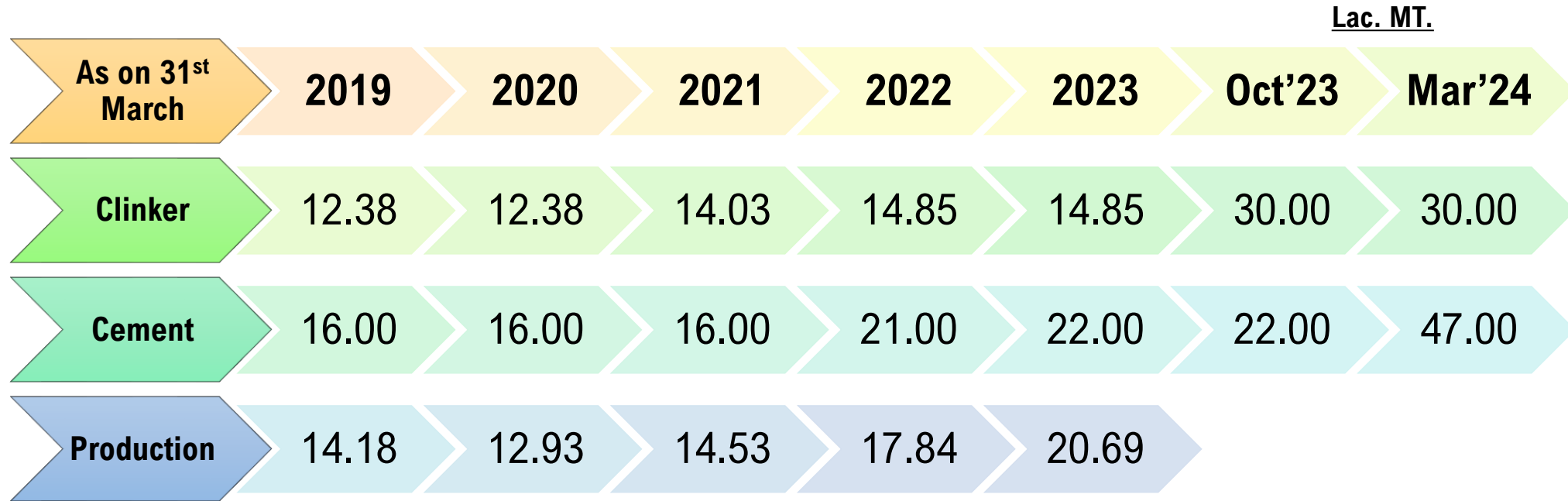
# UCWL –Capacity Enhancement Projects Timeline







# Growth Chart – Capacity & Production – UCWL





# Region-wise Cement Sales - UCWL

% Sales

## Regions

FY 2017-18 (12M)

FY 2018-19 (12M)

FY 2019-20 (12M)

FY 2020-21 (12M)

FY 2021-22 (12M)

FY 2022-23 (9M)

## Rajasthan

82%

65%

71%

73%

74%

74%

## Gujarat

13%

34%

27%

24%

23%

24%

## Madhya Pradesh

5%

1%

2%

3%

3%

2%



# Financial Highlights – For 3 Months ended 31.12.2022

Sl.No.	Particulars	Unit	For 3 Months ended on		Incr./Dec.(-) in	
			31.12.2022	31.12.2021	Figures	%
1	Net Sales	Rs. Crs.	238	208	30	15%
2	<b>PBIDT (after other income)</b>	<b>Rs. Crs.</b>	<b>25</b>	<b>29</b>	<b>(4)</b>	<b>(12%)</b>
3	PBDT	Rs. Crs.	14	16	(2)	(16%)
4	<b>PBT (after exceptional items)</b>	<b>Rs. Crs.</b>	<b>4</b>	<b>7</b>	<b>(3)</b>	<b>(42%)</b>
5	PAT	Rs. Crs.	3	5	(2)	(40%)
6	<b>Total CI after Tax</b>	<b>Rs. Crs.</b>	<b>3</b>	<b>5</b>	<b>(2)</b>	<b>(40%)</b>
7	<b>OPM (on Net Sales)</b>	<b>Rs. Crs.</b>	<b>11%</b>	<b>13%</b>		<b>(2%)</b>



# Financial Highlights – For 9 Months ended 31.12.2022

Sl.No.	Particulars	Unit	For 9 Months ended on		Incr./Dec.(-) in	
			31.12.2022	31.12.2021	Figures	%
1	Net Sales	Rs. Crs.	736	622	114	18%
2	<b>PBIDT (after other income)</b>	<b>Rs. Crs.</b>	<b>90</b>	<b>106</b>	<b>(16)</b>	<b>(15%)</b>
3	PBDT	Rs. Crs.	54	68	(14)	(20%)
4	<b>PBT (after exceptional items)</b>	<b>Rs. Crs.</b>	<b>27</b>	<b>42</b>	<b>(15)</b>	<b>(37%)</b>
5	PAT	Rs. Crs.	19	32	(13)	(42%)
6	<b>Total CI after Tax</b>	<b>Rs. Crs.</b>	<b>19</b>	<b>32</b>	<b>(13)</b>	<b>(42%)</b>
7	<b>OPM (on Net Sales)</b>	<b>Rs. Crs.</b>	<b>12%</b>	<b>16%</b>		<b>(4%)</b>



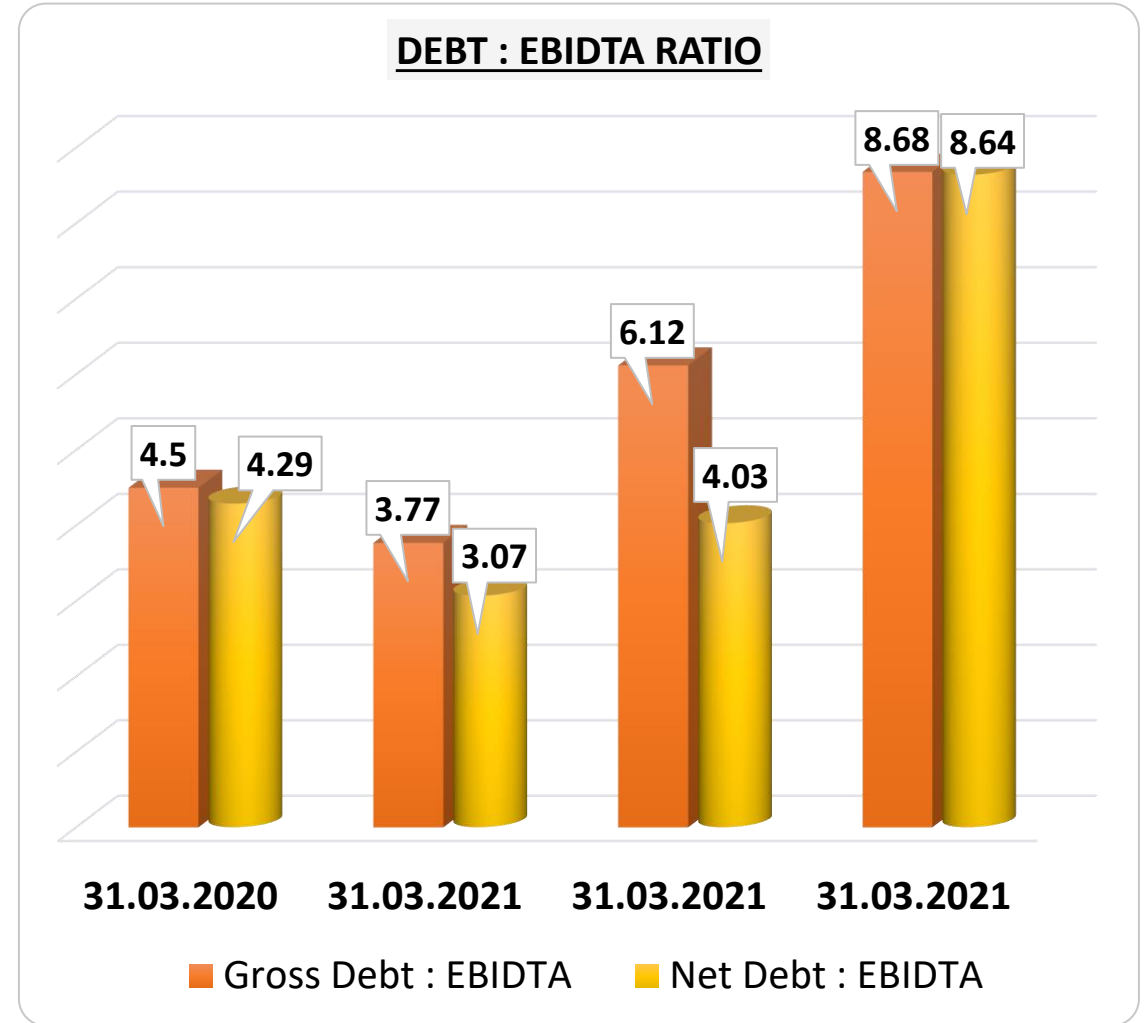
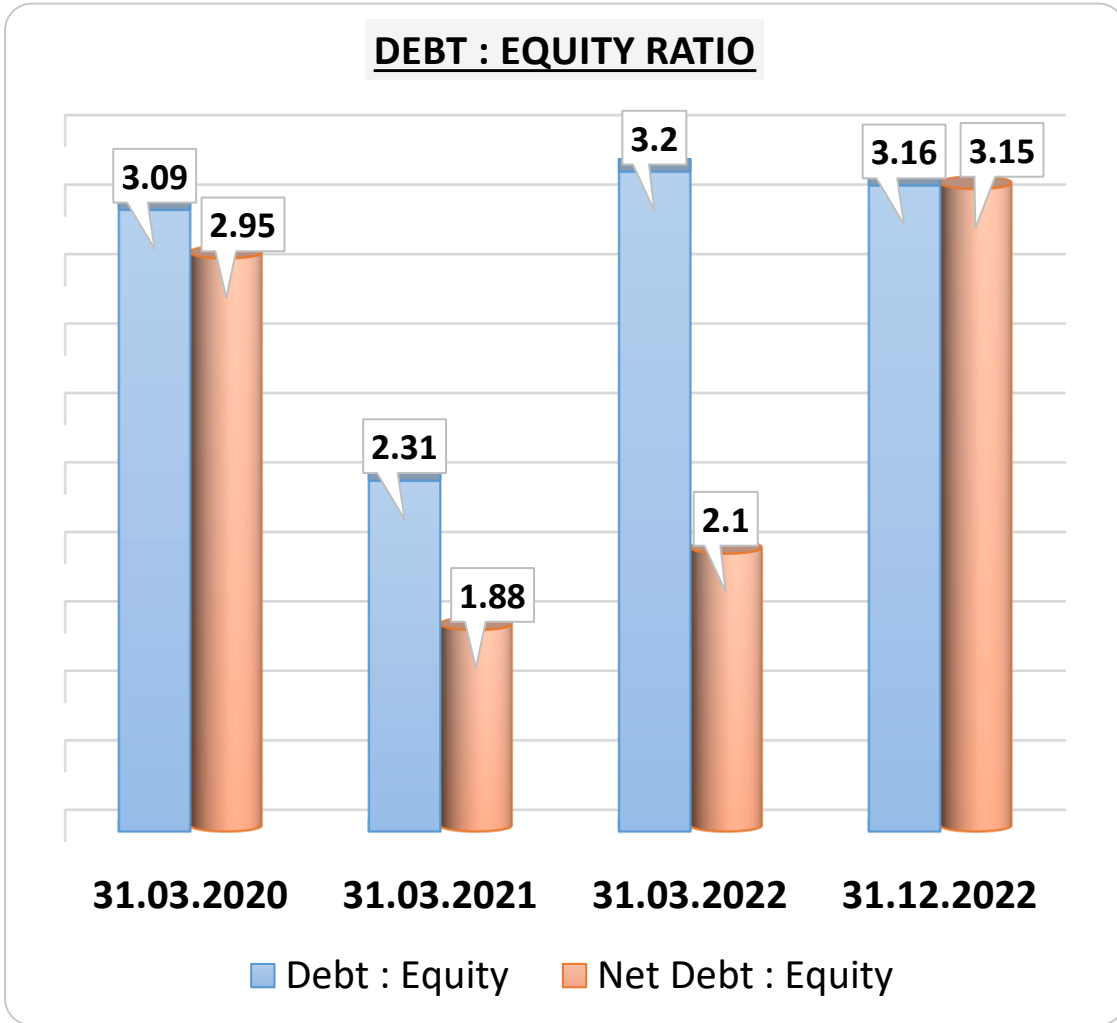
# UCWL Balance Sheet as at 31.12.2022

Rs. Crs.

Sl.No.	Particulars	As at	
		31-12-2022	31-03-2022
<b>A</b>	<b>Assets</b>		
(1)	Non-Current Assets		
(a)	Net Fixed Assets	1,333	847
(b)	Investments	9	9
(c)	Other Non-Current Assets	110	138
		1,452	994
(2)	Current Assets		
(a)	Current Assets	324	113
(b)	Cash and Cash Equivalent	4	321
		328	435
	<b>Total Assets</b>	<b>1,780</b>	<b>1,429</b>
<b>B</b>	<b>Equity and Liabilities</b>		
(1)	Equity (Net Worth)	331	295
(2)	Liabilities:		
(I)	Borrowings:		
(a)	- Long Term	991	535
(b)	- Short Term	54	406
		1,046	941
(II)	Other Liabilities	404	193
	<b>Total Liabilities</b>	<b>1,780</b>	<b>1,429</b>



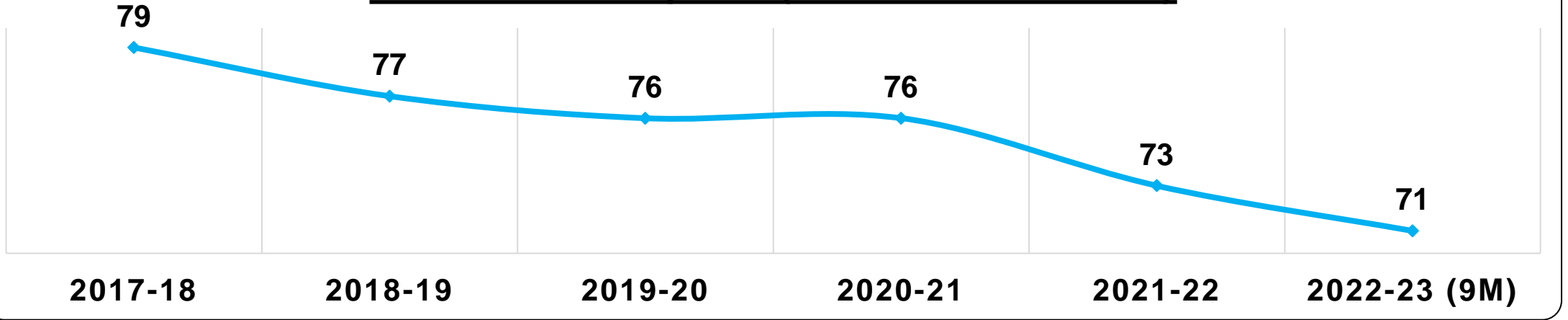
# Debt : Equity / Debt : EBIDTA Ratio - UCWL



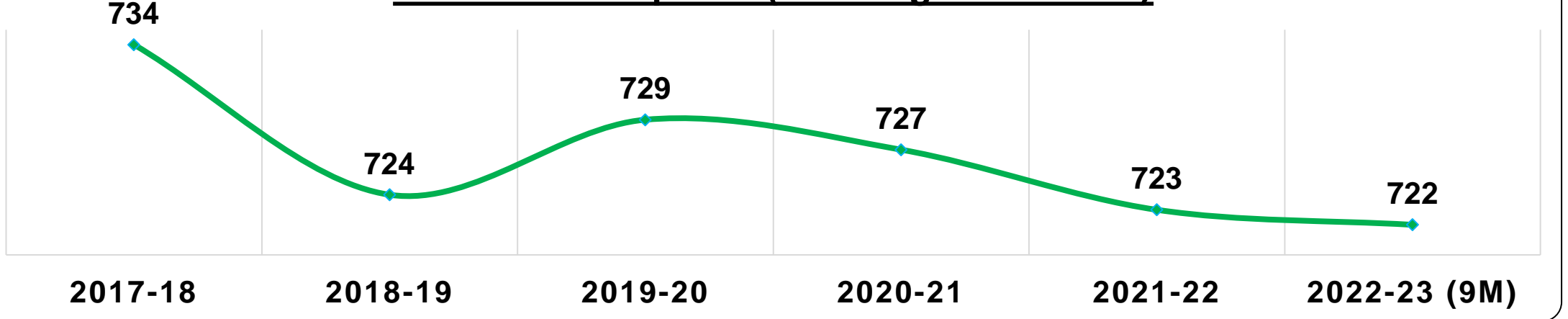


# Efficiency Parameters – UCWL

## Power Consumption (Kwh/MT of Cement)



## Fuel Consumption (Kcal/Kg of Clinker)





# CAPEX for 2.50 Mn. Ton Expansion Project



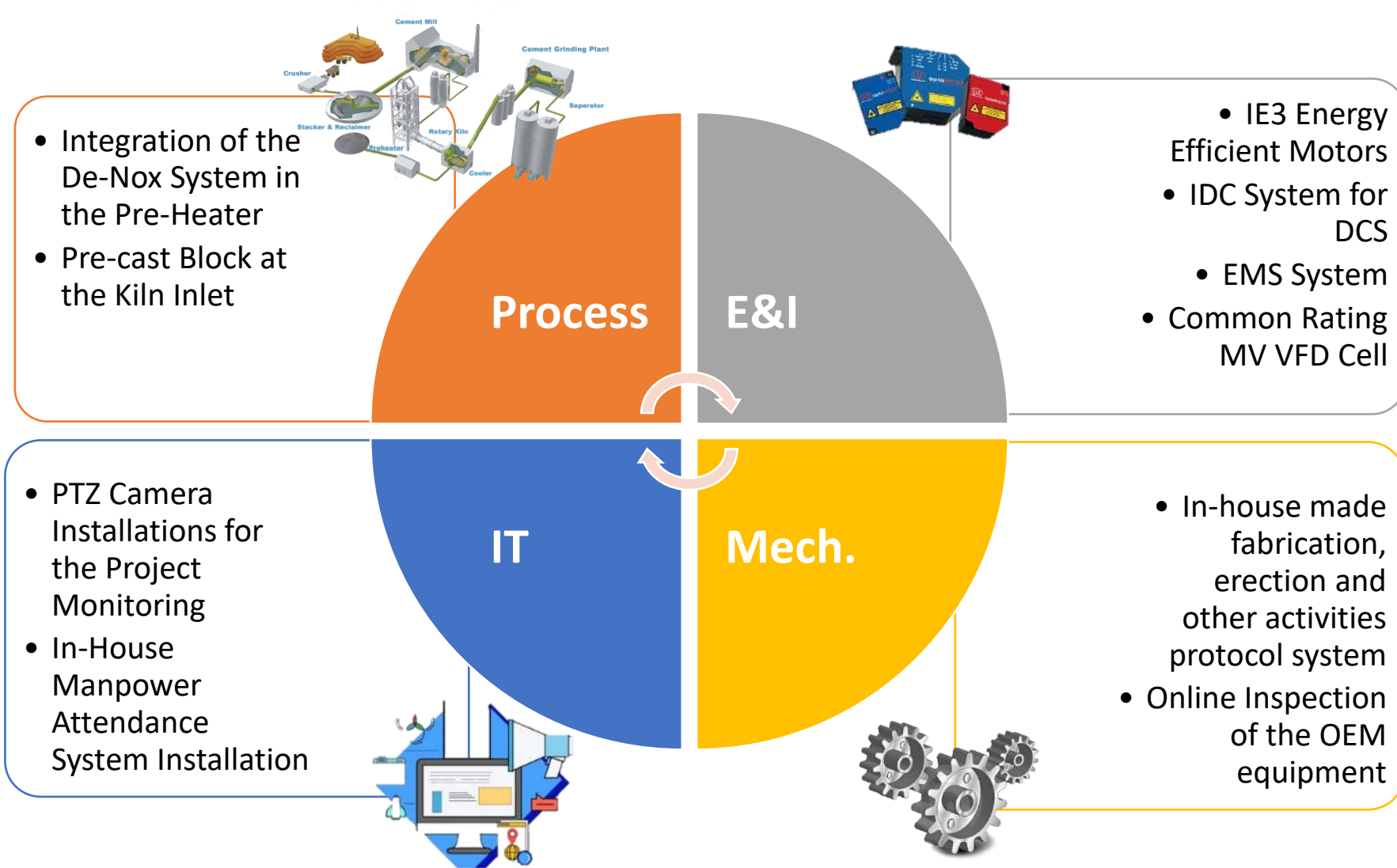
Increase in Cement Capacity	Increase in Clinker Capacity	Debt : Equity Ratio	Project Commissioning
25 Lac. MT	15 Lac. MT	2 : 1	March 2024

Debt Rs. 1100 Crores + Internal Accrual Rs. 150 Crores + Rights Issue Rs. 400 Crores = Project Cost Rs. 1650 Crores





# UCWL – Expansion Project Innovative Activities





## Shareholding Pattern of UCWL as on 31st December, 2022

I	Promoters & Promoter Group	72.54%
II	FIs, MFs, Bank etc.	0.26%
III	Public	27.20%
	<b>Total</b>	<b>100%</b>

I	Total Share Capital	Rs. 124.56 Crores
II	No. of Shares	31.14 Crores
	(Face Value Rs. 4 Each)	



# ESG Initiatives






# Enhancing Renewable Energy - UCWL

**21.45 MW Renewable Energy**  
(Total Installed capacity)

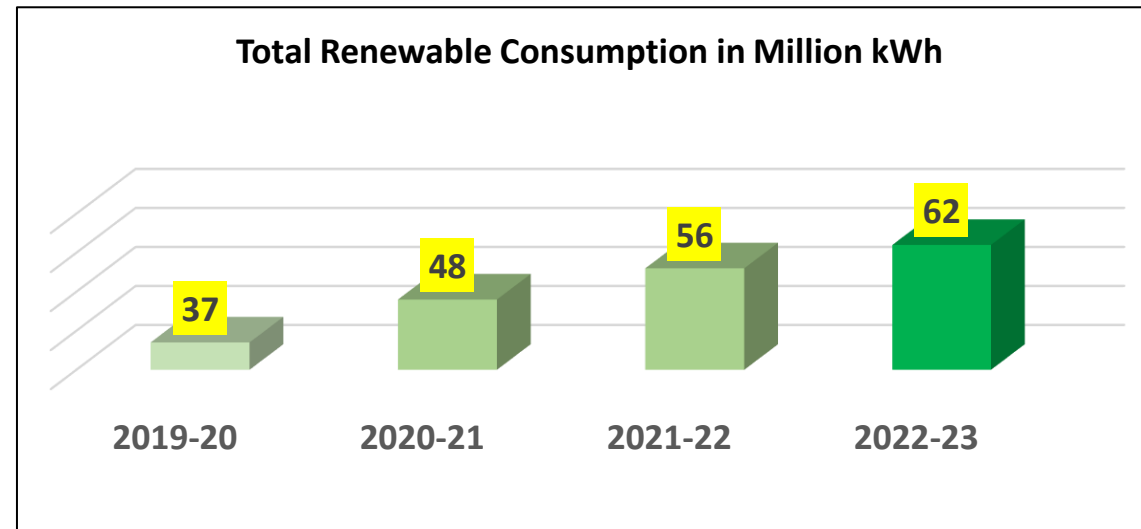
**~200 Million Kwh** of Green energy consumed since 2019-20.



**~165 Million Kgs GHG Emissions Mitigated**



Equivalent to avg. **4.2 Million trees** sequestering CO2 in a year



**7 MW WHRS**



# 1 MWp Floating Solar at UCWL




**In the Cement Industry**



**In the State**



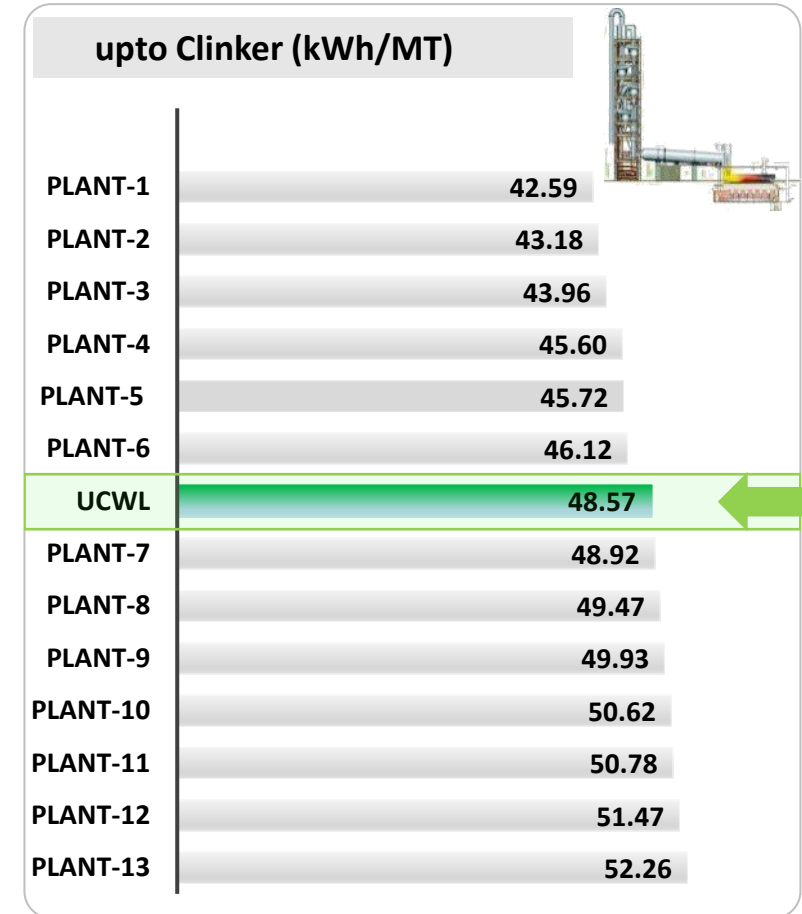

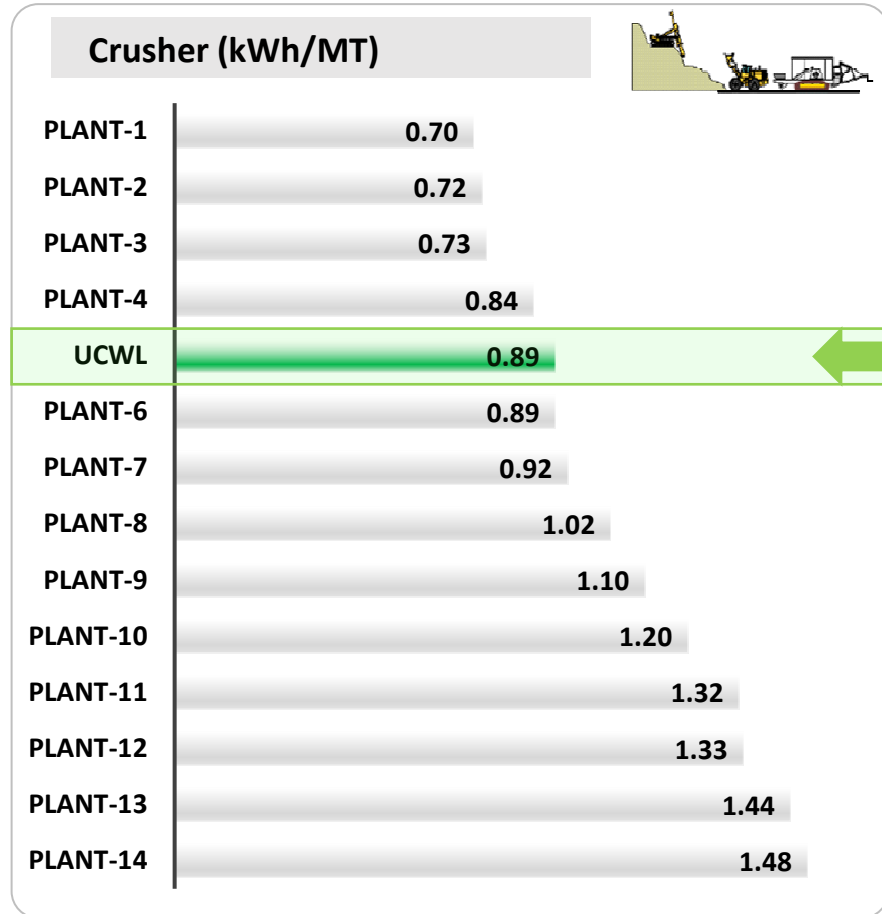
**In any Mines**





# CII Benchmarking Study 2022

## Remained focused on efficiencies- Power & Energy Consumption at integrated Plants





# CSR Initiatives



# CSR Directly Contributing to Sustainable Development Goals - 2030







# CSR Activities



Free Health Camp in Villages Around Operational Area, Providing Succor to Over 6000 People



# CSR Activities



Specialized Ophthalmology Health Camp



Specialized Dermatology Health Camp



Specialized Orthopedic Health Camp



All Specialized Health Camps were Organized in Collaboration of Geetanjali Medical College & Hospital, Udaipur, Around 300 People were Benefitted from It.



# CSR Activities



**Awareness Session on Pneumonia Prevention with Aanganwadi Kendra Staff and their Registered Beneficiaries**

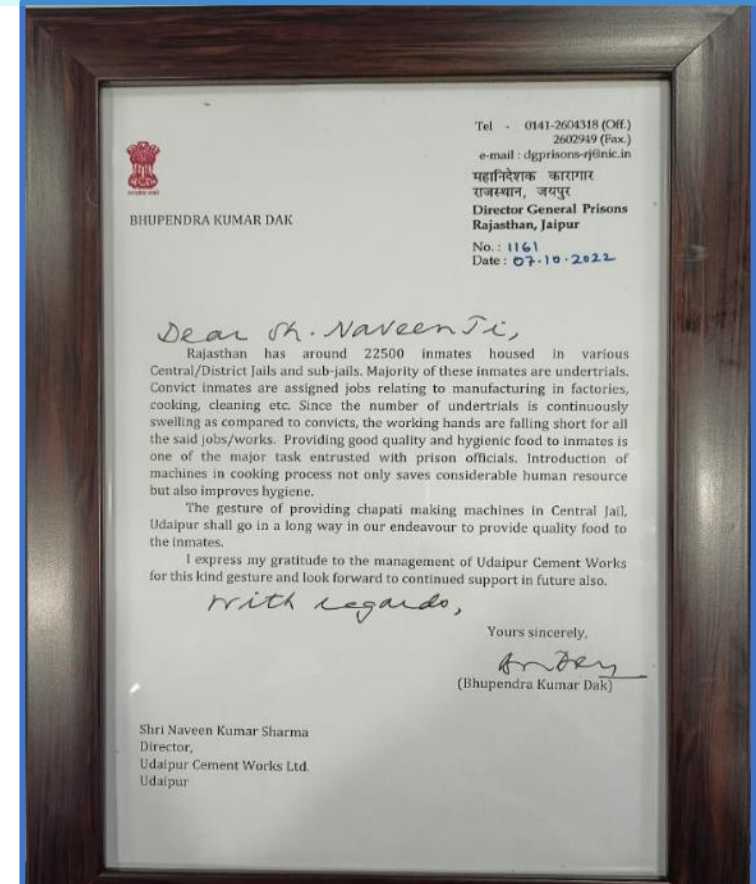
**Awareness Session on Silicosis with Mines Workers & Contract Labours**



# CSR Activities



**Donation of Three (03) Automatic Chapati Making Machine at Central Jail, Udaipur. District Collector Sh. Tara Chand Meena Dedicated these Machines at a Grand Ceremony. Other Dignitaries Superintend of Jail Sh. Bairwa and Whole Time Director; UCWL Sh. Naveen Kr. Sharma were also Present at the Ceremony.**



**Letter Received from Director General, Presons, Government of Rajasthan in Recognition and Appreciation for the Support of Three (03) Automatic Chapati Making Machine to Central Jail; Udaipur**



# CSR Activities



## Inauguration of Two JNV Entrance Exam Coaching Centres

Taking the board mandate forward of starting high impact education project, UCWL started JNV Entrance Exam Coaching Centres at UCWL Plant Colony Premises for Plant periphery and at Govt. Upper Primary School, Mandesar ka guda for Mines periphery Govt. Schools Students respectively. These centres will be providing coaching to 44 selected students.



# CSR Activities



## Goatry Training

Goatry training conducted for operational area 25 farmer beneficiaries, in collaboration with the Rajasthan Agriculture University College of Veterinary & Animal Science, Navania.



# CSR Activities



Specialist Camp on Skin, Orthopedic and Eye- Camps were conducted in Gram Panchayat, Majawada (Eye), Gram Panchayat *Khemli* (Skin- Eye) and Village *Chouhano Ka Ghuda* of Village *Panchayat Goopdi* (Orthopedic- Eye) collaboration with Geetanjali Medical College & Hospital keeping in view of growing dermatology, orthopedic and eye related problems in respective villages. Over 300 beneficiaries were screened and diagnosed by doctors and distributed free medicines. Further, 25 patients were diagnosed with Cataract out of which 11 patients underwent for free- of- cost including hospitalization and transportation cost.



# CSR Activities



## Lumpy Skin Disease Prevention Campaign

- Spraying disinfectants- Total Household benefited/Covered 199 and cattles' disinfected 777,
- Distribution of LSD care kit- 262.





# CSR Activities



## Sweater Distribution

Total 500 Sweater distributed in plant periphery Govt. Primary schools.



# Annual Targets & Accomplishments FY 2022-23

Project name & Objectives	Cumulative Progress
<p><b>UCWL Aarogya</b> Promoting healthcare and sanitation facilities for improving public health &amp; hygiene.</p>	<ul style="list-style-type: none"> <li>Total <b>113</b> Health camps organized, Benefiting <b>5264</b> Patients.</li> <li><b>03</b> Skin, Orthopedic and Eye specialist Camp (<b>OPD-300 and Refer 11</b>)</li> <li>Pneumonia Awareness-05</li> <li>Silicosis Awareness - 01</li> </ul>
<p><b>UCWL Vidhya</b> Improving education standard through various initiatives.</p>	<ul style="list-style-type: none"> <li><b>Started JNV Entrance Exam-Coaching Centre at Mines and Plant</b> with 44 Students.</li> <li>Organized 02 PTMs, Parents of all selected students attended PTM.</li> </ul>
<p><b>UCWL Aajivika- Agriculture Development Program</b> Promoting Farm &amp; Allied livelihoods through capacity building, skill development training, support services and other related initiatives</p>	<ul style="list-style-type: none"> <li>Baseline survey for Second phase completed, <b>107</b> Farmers identified out of which <b>75</b> Farmers selected.</li> <li>Demo maize farm production mapping completed.</li> <li><b>Goatry Training:</b> A two-day goatry training program with 25 farmer beneficiaries. in collaboration with the <b>Rajasthan Agriculture University College of Veterinary &amp; Animal Science, Navania.</b></li> <li>Vermicompost Training: Two trainings with <b>80 farmer</b> beneficiaries from Jaspura and Bichhaweda village conducted <b>Rajasthan Agriculture University College of Veterinary &amp; Animal Science, Navania and MPUAT, Udaipur</b></li> <li><b>Exposure Visit-</b> 01 Exposure visit conducted for Vermi-compost and biogas at <b>Rajasthan Agriculture University College of Veterinary &amp; Animal Science, Navania.)</b></li> <li><b>Vermi-Bed -</b> 18 Vermi-bed distributed to selected farmers.</li> </ul>



# Annual Targets & Accomplishments FY 2022-23

Project name & Objectives	Cumulative Progress
<p><b>UCWL <i>Kaushal Prashikshan</i></b> Imparting domain and entrepreneurial skills to youth so as to facilitate the possibility of setting up their own business.</p>	<ul style="list-style-type: none"> <li>• RS-CIT training started with <b>20 youth</b> (Under Progress)</li> </ul>
<p><b>UCWL <i>Aajivika- Livestock Development Program</i></b> Promoting livelihoods through provide door step veterinary services, support services and other related initiatives</p>	<ul style="list-style-type: none"> <li>• Total Household benefited/Covered <b>199</b> and cattles' disinfected <b>777</b>.</li> <li>• Distribution of <b>262</b> LSD care kit to 02 Veterinary Hospital and 04 Centres</li> </ul>
<p><b>UCWL <i>Gramin Vikas</i></b> Creating the necessary supportive infrastructure for improving the overall quality of life of people living around area of operations on the basis of viability.</p>	<ul style="list-style-type: none"> <li>• Donated Automatic Roti Making Machine; Central Jail, Udaipur.</li> <li>• Renovation Work at Bajaj Nagar School.</li> <li>• Repairing Work at Bichhaweda School</li> </ul> <p><b>(Work in Progress)</b></p>



# Annual Targets & Accomplishments FY 2022-23

Program Name	Progress	Remarks
<ul style="list-style-type: none"> <li>Scholarship</li> </ul>	<ul style="list-style-type: none"> <li>Total Eligible School students Application- <b>545</b></li> <li><b>Mines Area:-</b> Total Eligible Students- 308 Total Applications- 259 Total Percentage- 84.09</li> <li><b>Plant Area:-</b> Total Eligible Students- 411 Total Applications-286 Total Percentage- 69.59</li> <li>Total other Eligible students application- 240</li> </ul>	<ul style="list-style-type: none"> <li>Total 76 % eligible students from operational area Government Schools applied.</li> <li>100% coverage in 04 Govt. Schools.</li> <li>Total other Eligible students application- 240</li> </ul>
<ul style="list-style-type: none"> <li>Counseling</li> </ul>	<ul style="list-style-type: none"> <li>Conducted personal career counselling</li> </ul>	<ul style="list-style-type: none"> <li>Students Benefiting 169</li> <li>Attendance percentage in October- 79.06%</li> <li>Attendance percentage in November- 82.35 %</li> <li>Attendance percentage in December- 73.40 %</li> </ul>
<ul style="list-style-type: none"> <li>Life Skills Training in collaboration with HHH</li> </ul>	<ul style="list-style-type: none"> <li>Batch 01 under progress</li> </ul>	<ul style="list-style-type: none"> <li>02 Batch completed</li> </ul>



# Awards and Accolades





# Awards and Accolades



**STRENGTHENING OUR PRESENCE  
ASIA'S MOST PROMISING CEMENT BRAND**

**AWARDED TO  
PLATINUM HEAVY DUTY CEMENT**



**RECEIVED BY**

**SHRIVATS SINGHANIA**

**EXECUTIVE DIRECTOR | UDAIPUR CEMENT WORKS LIMITED**

Our brand Platinum Heavy Duty Cement is awarded as Asia's most promising brand. The award was presented at an event held by the Business Leader Of The Year Awards 2021. The award was received by our Executive Director Mr. Shrivats Singhania



## Awards and Accolades

Indian Cement Review Awards for the **Fastest Growing Cement Company** in the Small Category in India at the 6th Indian Cement Review Awards at Hyderabad, on 24<sup>th</sup> February, 2023





# Awards and Accolades



Most Promising Brand  
2022 – Platinum Heavy  
Duty Cement





## Awards and Accolades



**Platinum award at "13th Exceed Occupational Health Safety & Security Awards 2022" - Sustainable Development Foundation received from Hon. Social Welfare Minister Goa Sh. Subhash Phal Dessai**



# Awards and Accolades



**ISO Internal Audit Workshop & Training glimpses**



# Awards and Accolades



**“Rajasthan Best Employer Brand Awards 2022” from “17<sup>th</sup> Employer Branding awards”, Jaipur.**



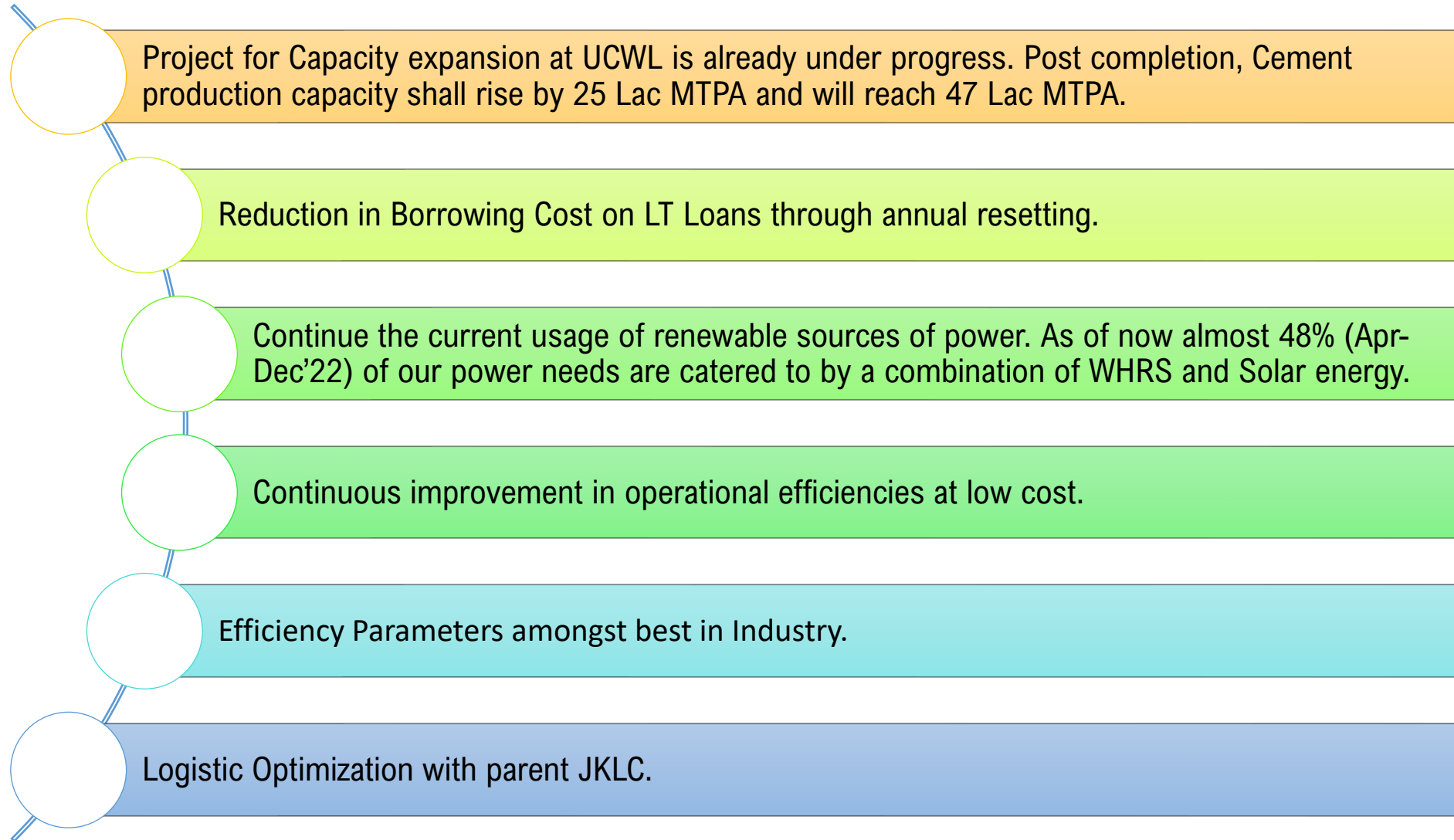
# Awards and Accolades



**Received Certificate from Rajasthan Factory & Boiler's Office for appreciable Safety Performance**



# Way Forward



Thank  
you



**BUILDING TODAY**

**FOR TOMORROW**



Registered Office : Shripati Nagar, CFA, P.O. Dabok, Udaipur-313022, Rajasthan

Website : [www.udaipurcement.com](http://www.udaipurcement.com)

E-mail id : [ucwl.investors@jkmil.com](mailto:ucwl.investors@jkmil.com)